

Digital performance

H-T Obd Tuner Car List










House-Tuning




Viale Kennedy 24,
Valmontone 000038 (Rom),
Italy




Tel. 0039/(0)6/9596268
Fax. 0039/(0)6/97244487





[Mail: info@House-Tuning.de](mailto:info@House-Tuning.de)
[Web Site: WWW.House-Tuning.de](http://WWW.House-Tuning.de)


| Brand | Model | Version | Engine | Detail | HP | Ecu | Version | Rw | H-T Obd Tuner |
|-------|-------|---------|----------|--------|-----|-------|----------|-----|--|
| ALFA | 147 | | 1900 JTD | | 115 | BOSCH | EDC 15C7 | M01 |  |
| ALFA | 156 | | 1900 JTD | | 110 | BOSCH | EDC 15C7 | M01 |  |
| ALFA | 156 | | 1900 JTD | | 115 | BOSCH | EDC 15C7 | M01 | |
| ALFA | 156 | | 2400 JTD | | 150 | BOSCH | EDC 15C7 | M01 | |
| ALFA | 166 | | 2400 JTD | | 150 | BOSCH | EDC 15C7 | M01 |  |




| Brand | Model | Version | Engine | Detail | HP | Ecu | Mod | Ver | Rw | H-T Obd Tuner |
|-------|-------|---------|----------------|---------|-----|---------|-----|-----------|-----|---|
| AUDI | A2 | (8Z) | 1400 TDI | | 75 | BOSCH | EDC | 15P | M02 |  |
| AUDI | A2 | (8Z) | 1400 TDI | | 90 | BOSCH | EDC | 15P | M02 | |
| AUDI | A3 | (8L) | 1800 20V | | 125 | BOSCH | ME | 7.5 | M02 |  |
| AUDI | A3 | (8L) | 1800 20V Turbo | | 150 | BOSCH | ME | 7.5 | M02 | |
| AUDI | A3 | (8L) | 1800 20V Turbo | | 180 | BOSCH | ME | 7.5 | M02 | |
| AUDI | A3 | (8L) | 1800 20V Turbo | | 210 | BOSCH | ME | 7.5 | M02 | |
| AUDI | A3 | (8L) | 1900 TDI | | 90 | BOSCH | EDC | 15V | M02 | |
| AUDI | A3 | (8L) | 1900 TDI | | 101 | BOSCH | EDC | 15P | M02 | |
| AUDI | A3 | (8L) | 1900 TDI | | 110 | BOSCH | EDC | 15V | M02 | |
| AUDI | A3 | (8L) | 1900 TDI | | 130 | BOSCH | EDC | 15P | M02 | |
| AUDI | A3 | (8P) | 1900 TDI | | 105 | BOSCH | EDC | 16U34-3.1 | M02 |  |
| AUDI | A3 | (8P) | 2000 TDI | | 140 | BOSCH | EDC | 16U34-3.1 | M02 | |
| AUDI | A3 | (8P) | 2000 TDI | | 170 | SIEMENS | PPD | 1.X | M02 | |
| AUDI | A3 | (8P) | 2000 TFSI | | 200 | BOSCH | MED | 9.1 | M02 | |
| AUDI | A3 | (8P) | 2000 TFSI | Quattro | 200 | BOSCH | MED | 9.1 | M02 | |
| AUDI | A3 | (8P) | 3200 V6 | | 250 | BOSCH | ME | 7.1 | M02 | |
| AUDI | A4 | (8D) | 1800 20V Turbo | | 150 | BOSCH | ME | 7.5 | M02 |  |
| AUDI | A4 | (8D) | 1900 TDI | | 90 | BOSCH | EDC | 15V | M02 | |
| AUDI | A4 | (8D) | 1900 TDI | | 110 | BOSCH | EDC | 15V | M02 | |
| AUDI | A4 | (8D) | 2600 V6 | | 167 | BOSCH | ME | 7.1 | M02 | |
| AUDI | A4 | (8D) | 2800 V6 | | 193 | BOSCH | ME | 7.1 | M02 | |

| Brand | Model | Version | Engine | Detail | HP | Ecu | Mod | Ver | Rw | H-T Obd Tuner |
|-------|-------|---------|----------------|---------|-----|---------|-----|------------|-----|---|
| AUDI | A4 | (8E) | 1800 20V | | 125 | BOSCH | ME | 7.5 | M02 |  |
| AUDI | A4 | (8E) | 1800 20V Turbo | | 163 | BOSCH | ME | 7.5 | M02 | |
| AUDI | A4 | (8E) | 1800 20V Turbo | | 190 | BOSCH | ME | 7.5 | M02 | |
| AUDI | A4 | (8E) | 1900 TDI | | 101 | BOSCH | EDC | 15P | M02 | |
| AUDI | A4 | (8E) | 1900 TDI | | 115 | BOSCH | EDC | 15P | M02 | |
| AUDI | A4 | (8E) | 1900 TDI | | 116 | BOSCH | EDC | 16U31-3.1 | M02 | |
| AUDI | A4 | (8E) | 1900 TDI | | 130 | BOSCH | EDC | 15P | M02 | |
| AUDI | A4 | (8E) | 2000 20V | | 130 | BOSCH | ME | 7.5 | M02 | |
| AUDI | A4 | (8E) | 2000 TFSI | | 200 | BOSCH | MED | 9.1 | M02 | |
| AUDI | A4 | (8E) | 2000 TFSI | Quattro | 200 | BOSCH | MED | 9.1 | M02 | |
| AUDI | A4 | (8E) | 2000 TDI | | 140 | BOSCH | EDC | 16U31-3.1 | M02 | |
| AUDI | A4 | (8E) | 2000 TDI | | 170 | SIEMENS | PPD | 1.x | M02 | |
| AUDI | A4 | (8E) | 2400 V6 | | 170 | BOSCH | ME | 7.1 | M02 | |
| AUDI | A4 | (8E) | 2500 TDI | | 155 | BOSCH | EDC | 15P | M02 | |
| AUDI | A4 | (8E) | 2500 TDI | | 163 | BOSCH | EDC | 15P | M02 | |
| AUDI | A4 | (8E) | 2500 TDI | | 180 | BOSCH | EDC | 15P | M02 | |
| AUDI | A4 | (8E) | 3000 TDI | Quattro | 204 | BOSCH | EDC | 16CP34 | M02 | |
| AUDI | A4 | (8E) | 3000 TDI | Quattro | 224 | BOSCH | EDC | 16CP34 | M02 | |
| AUDI | A4 | (8E) | 3000 V6 | | 220 | BOSCH | ME | 7.1 | M02 | |
| | | | | | | | | | | |
| AUDI | A4 | (8K) | 2000 TDI | | 140 | BOSCH | EDC | 16U31-3.82 | M02 |  |
| AUDI | A4 | (8K) | 3000 TDI | Quattro | 233 | BOSCH | EDC | 16CP34-2.5 | M02 | |
| | | | | | | | | | | |
| AUDI | A6 | (C5) | 1800 20V | | 125 | BOSCH | ME | 7.5 | M02 |  |
| AUDI | A6 | (C5) | 1800 20V Turbo | | 150 | BOSCH | ME | 7.5 | M02 | |
| AUDI | A6 | (C5) | 1900 TDI | | 110 | BOSCH | EDC | 15V | M02 | |
| AUDI | A6 | (C5) | 1900 TDI | | 115 | BOSCH | EDC | 15P | M02 | |
| AUDI | A6 | (C5) | 1900 TDI | | 130 | BOSCH | EDC | 15P | M02 | |
| AUDI | A6 | (C5) | 2000 20V | | 130 | BOSCH | ME | 7.5 | M02 | |
| AUDI | A6 | (C5) | 2400 V6 | | 165 | BOSCH | EDC | 15P | M02 | |
| AUDI | A6 | (C5) | 2400 V6 | | 170 | BOSCH | EDC | 15P | M02 | |
| AUDI | A6 | (C5) | 2500 TDI | | 155 | BOSCH | EDC | 15P | M02 | |
| AUDI | A6 | (C5) | 2500 TDI | | 180 | BOSCH | EDC | 15P | M02 | |
| AUDI | A6 | (C5) | 2700 V6 Turbo | | 205 | BOSCH | ME | 7.1 | M02 | |
| AUDI | A6 | (C5) | 3000 V6 | | 220 | BOSCH | ME | 7.1 | M02 | |
| AUDI | A6 | (C5) | 4200 V8 | | 300 | BOSCH | ME | 7.1 | M02 | |


| Brand | Model | Version | Engine | Detail | HP | Ecu | Mod | Ver | Rw | H-T Obd Tuner |
|-------|-------|---------|---------------|---------|-----|-------|-----|-----------|-----|---|
| AUDI | A6 | (C6) | 2000 TFSI | | 170 | BOSCH | MED | 9.1 | M02 |  |
| AUDI | A6 | (C6) | 2000 TDI | | 140 | BOSCH | EDC | 16U34-3.1 | M02 | |
| AUDI | A6 | (C6) | 2700 TDI | | 180 | BOSCH | EDC | 16CP34 | M02 | |
| AUDI | A6 | (C6) | 2700 TDI | Quattro | 180 | BOSCH | EDC | 16CP34 | M02 | |
| AUDI | A6 | (C6) | 3000 TDI | Quattro | 224 | BOSCH | EDC | 16CP34 | M02 | |
| AUDI | A6 | (C6) | 3000 TDI | Quattro | 233 | BOSCH | EDC | 16CP34 | M02 | |
| AUDI | A8 | (D2) | 2500 TDI | | 180 | BOSCH | EDC | 15P | M02 | |
| AUDI | A8 | (D2) | 2800 V6 | | 193 | BOSCH | ME | 7.1 | M02 | |
| AUDI | A8 | (D2) | 3700 V8 | | 260 | BOSCH | ME | 7.1 | M02 | |
| AUDI | A8 | (D3) | 3000 TDI | | 233 | BOSCH | EDC | 16CP34 | M02 | |
| AUDI | A8 | (D3) | 4200 V8 | | 335 | BOSCH | ME | 7.1 | M02 | |
| AUDI | A8 | (D3) | 6000 W12 | | 450 | BOSCH | ME | 7.1 | M02 | |
| AUDI | Q7 | (4L) | 3000 TDI | | 224 | BOSCH | EDC | 16CP34 | M02 |  |
| AUDI | Q7 | (4L) | 3000 TDI | | 233 | BOSCH | EDC | 16CP34 | M02 | |
| AUDI | RS4 | (8D) | 2700 V6 Turbo | | 380 | BOSCH | ME | 7.1 | M02 |  |





| Brand | Model | Version | Engine | Detail | HP | Ecu | Mod | Ver | Rw | H-T Obd Tuner |
|-------|-------|---------|----------------|--------|-----|-------|-----|-----|-----|---|
| AUDI | RS6 | (C5) | 4200 V8 Turbo | | 450 | BOSCH | ME | 7.1 | M02 |  |
| AUDI | S3 | (8L) | 1800 20V Turbo | | 210 | BOSCH | ME | 7.5 | M02 |  |
| AUDI | S3 | (8L) | 1800 20V Turbo | | 225 | BOSCH | ME | 7.5 | M02 | |
| AUDI | S3 | (8J) | 2000 TFSI | | 220 | BOSCH | MED | 9.1 | M02 |  |
| AUDI | S4 | (8D) | 2700 V6 Turbo | | 265 | BOSCH | ME | 7.1 | M02 |  |

| | | | | | | | | | | |
|------|----|------|---------|--|-----|-------|----|-----|-----|---|
| AUDI | S4 | (8E) | 4200 V8 | | 344 | BOSCH | ME | 7.1 | M02 |  |
| | | | | | | | | | | |






| Brand | Model | Version | Engine | Detail | HP | Ecu | Mod | Ver | Rw | H-T Obd Tuner |
|-------|-------|---------|----------------|---------|-----|-------|-----|-----|-----|---|
| AUDI | S6 | (C5) | 4200 V8 | | 340 | BOSCH | ME | 7.1 | M02 |  |
| | | | | | | | | | | |
| AUDI | S8 | (D2) | 4200 V8 | | 360 | BOSCH | ME | 7.1 | M02 |  |
| | | | | | | | | | | |
| AUDI | TT | (8N) | 1800 20V Turbo | | 150 | BOSCH | ME | 7.5 | M02 |  |
| AUDI | TT | (8N) | 1800 20V Turbo | | 163 | BOSCH | ME | 7.5 | M02 | |
| AUDI | TT | (8N) | 1800 20V Turbo | | 180 | BOSCH | ME | 7.5 | M02 | |
| AUDI | TT | (8N) | 1800 20V Turbo | | 190 | BOSCH | ME | 7.5 | M02 | |
| AUDI | TT | (8N) | 1800 20V Turbo | Quattro | 225 | BOSCH | ME | 7.5 | M02 | |
| AUDI | TT | (8N) | 1800 20V Turbo | Quattro | 240 | BOSCH | ME | 7.5 | M02 | |
| AUDI | TT | (8N) | 3200 V6 | Quattro | 250 | BOSCH | ME | 7.1 | M02 | |
| | | | | | | | | | | |






Audi




| | | | | | | | | | | |
|------|----|------|-----------|--|-----|-------|-----|-----|-----|---|
| AUDI | TT | (8J) | 2000 TFSI | | 200 | BOSCH | MED | 9.1 | M02 |  |
|------|----|------|-----------|--|-----|-------|-----|-----|-----|---|

| Brand | Model | Version | Engine | Detail | HP | Ecu | Version | Rw | H-T Obd Tuner |
|-------|---------|---------|-------------|--------|-----|---------|------------|-----|---|
| BMW | SERIE 1 | (E87) | 118 2000 D | | 122 | BOSCH | EDC 16C35 | M03 |  |
| BMW | SERIE 1 | (E87) | 120 2000 D | | 163 | BOSCH | EDC 16C35 | M03 | |
| BMW | SERIE 1 | (N47) | 118 2000 D | | 143 | BOSCH | EDC 17 | M03 |  |
| BMW | SERIE 1 | (N47) | 120 2000 D | | 177 | BOSCH | EDC 16C35 | M03 | |
| BMW | SERIE 1 | (N47) | 123 2000 D | | 204 | BOSCH | EDC 16C35 | M03 | |
| BMW | SERIE 3 | (E46) | 318 2000 D | | 115 | BOSCH | EDC 16C35 | M03 |  |
| BMW | SERIE 3 | (E46) | 320 2000 | | 150 | SIEMENS | MS 42 | M03 | |
| BMW | SERIE 3 | (E46) | 320 2000 D | | 136 | BOSCH | EDC 15DDE | M03 | |
| BMW | SERIE 3 | (E46) | 320 2000 D | | 150 | BOSCH | EDC 16C 35 | M03 | |
| BMW | SERIE 3 | (E46) | 320 2200 | | 170 | SIEMENS | MS 43 | M03 | |
| BMW | SERIE 3 | (E46) | 323 2500 | | 170 | SIEMENS | MS 42 | M03 | |
| BMW | SERIE 3 | (E46) | 325 2500 | | 192 | SIEMENS | MS 43 | M03 | |
| BMW | SERIE 3 | (E46) | 328 2800 | | 193 | SIEMENS | MS 42 | M03 | |
| BMW | SERIE 3 | (E46) | 330 3000 | | 170 | SIEMENS | MS 42 | M03 | |
| BMW | SERIE 3 | (E46) | 330 3000 | | 231 | SIEMENS | MS 43 | M03 | |
| BMW | SERIE 3 | (E46) | 330 3000 D | | 186 | BOSCH | EDC 15C4 | M03 | |
| BMW | SERIE 3 | (E46) | 330 3000 D | | 204 | BOSCH | EDC 16C35 | M03 | |
| BMW | SERIE 3 | (E90) | 318 2000 D | | 122 | BOSCH | EDC 16C35 | M03 |  |
| BMW | SERIE 3 | (E90) | 318 2000 D | | 143 | BOSCH | EDC 16C35 | M03 | |
| BMW | SERIE 3 | (E90) | 320 2000 D | | 163 | BOSCH | EDC 16C35 | M03 | |
| BMW | SERIE 3 | (E90) | 325 3000 D | | 197 | BOSCH | EDC 16C35 | M03 | |
| BMW | SERIE 3 | (E90) | 330 3000 D | | 231 | BOSCH | EDC 16C35 | M03 | |
| BMW | SERIE 3 | (E90) | 330 3000 XD | | 231 | BOSCH | EDC 16C35 | M03 | |
| BMW | SERIE 3 | (E90) | 335 3000 XD | | 286 | BOSCH | EDC 16C35 | M03 | |

Bmw

| Brand | Model | Version | Engine | Detail | HP | Ecu | Version | Rw | H-T Obd Tuner |
|-------|---------|---------|------------|--------|-----|---------|-----------|-----|---|
| BMW | SERIE 3 | (E91) | 318 2000 D | | 143 | BOSCH | EDC 17 | M03 |  |
| BMW | SERIE 3 | (E91) | 320 2000 D | | 177 | BOSCH | EDC 16C35 | M03 | |
| BMW | SERIE 5 | (E39) | 520 2000 | | 150 | SIEMENS | MS 42 | M03 |  |
| BMW | SERIE 5 | (E39) | 520 2200 | | 170 | SIEMENS | MS 43 | M03 | |
| BMW | SERIE 5 | (E39) | 523 2500 | | 170 | SIEMENS | MS 42 | M03 | |
| BMW | SERIE 5 | (E39) | 525 2500 | | 192 | SIEMENS | MS 43 | M03 | |
| BMW | SERIE 5 | (E39) | 528 2800 | | 193 | SIEMENS | MS 42 | M03 | |
| BMW | SERIE 5 | (E39) | 525 2500 D | | 163 | BOSCH | EDC 15C4 | M03 | |
| BMW | SERIE 5 | (E39) | 530 3000 | | 231 | SIEMENS | MS 43 | M03 | |
| BMW | SERIE 5 | (E39) | 530 3000 D | | 193 | BOSCH | EDC 15C4 | M03 | |
| BMW | SERIE 5 | (E60) | 520 2000 D | | 163 | BOSCH | EDC 16C35 | M03 |  |
| BMW | SERIE 5 | (E60) | 525 2500 D | | 177 | BOSCH | EDC 16C35 | M03 | |
| BMW | SERIE 5 | (E60) | 530 3000 D | | 218 | BOSCH | EDC 16C35 | M03 | |
| BMW | SERIE 5 | (E60) | 530 3000 D | | 231 | BOSCH | EDC 16C35 | M03 | |
| BMW | SERIE 5 | (E60) | 535 3000 D | | 272 | BOSCH | EDC 16C35 | M03 | |
| BMW | SERIE 5 | (E60) | 535 3000 D | | 286 | BOSCH | EDC 16C35 | M03 | |
| BMW | SERIE 5 | (E61) | 520 2000 D | | 177 | BOSCH | EDC 17 | M03 |  |
| BMW | SERIE 6 | (E63) | 635 3000 D | | 286 | BOSCH | EDC 16C35 | M03 |  |

| Brand | Model | Version | Engine | Detail | HP | Ecu | Version | Rw | H-T Obd Tuner |
|-------|---------|---------|------------|--------|-----|---------|-----------|-----|---|
| BMW | SERIE 7 | (E38) | 728 2800 | | 193 | BOSCH | EDC 16C35 | M03 |  |
| BMW | SERIE 7 | (E65) | 730 3000 D | | 218 | BOSCH | EDC 16C35 | M03 |  |
| BMW | SERIE 7 | (E65) | 730 3000 D | | 231 | BOSCH | EDC 16C35 | M03 | |
| BMW | SERIE 7 | (E65) | 740 3900 D | | 258 | BOSCH | EDC 16 | M03 | |
| BMW | SERIE 7 | (E65) | 745 4400 D | | 329 | BOSCH | EDC 16C35 | M03 | |
| BMW | SERIE X | (E83) | X3 2000 D | | 150 | BOSCH | EDC 16 | M03 |  |
| BMW | SERIE X | (E83) | X3 3000 D | | 204 | BOSCH | EDC 16 | M03 | |
| BMW | SERIE X | (E83) | X3 3000 D | | 218 | BOSCH | EDC 16C35 | M03 | |
| BMW | SERIE X | (E83) | X3 3000 SD | | 286 | BOSCH | EDC 16C35 | M03 | |
| BMW | SERIE X | (E83) | X3 2000 D | | 177 | BOSCH | EDC 17 | M03 |  |
| BMW | SERIE X | (E83) | X3 2000 D | | 150 | BOSCH | EDC 16C35 | M03 | |
| BMW | SERIE X | (E83) | X3 3000 D | | 204 | BOSCH | EDC 16C35 | M03 | |
| BMW | SERIE X | (E83) | X3 3000 D | | 218 | BOSCH | EDC 16C35 | M03 | |
| BMW | SERIE X | (E83) | X3 3000 SD | | 286 | BOSCH | EDC 16C35 | M03 | |
| BMW | SERIE X | (E53) | X5 3000 | | 231 | SIEMENS | MS 43 | M03 |  |
| BMW | SERIE X | (E53) | X5 3000 D | | 186 | BOSCH | EDC 15C4 | M03 | |
| BMW | SERIE X | (E53) | X5 3000 D | | 218 | BOSCH | EDC 16C35 | M03 | |

| Brand | Model | Version | Engine | Detail | HP | Ecu | Version | Rw | H-T Obd Tuner |
|-------|---------|---------|------------|--------|-----|---------|-----------|-----|---|
| BMW | SERIE X | (E70) | X5 3000 D | | 235 | BOSCH | EDC 16C35 | M03 |  |
| BMW | SERIE X | (E70) | X5 3000 SD | | 286 | BOSCH | EDC 16C35 | M03 | |
| BMW | SERIE X | (E71) | X6 3000 D | | 235 | BOSCH | EDC 16C35 | M03 |  |
| BMW | SERIE Z | (E36) | Z3 2000 | | 150 | SIEMENS | MS 42 | M03 |  |
| BMW | SERIE Z | (E36) | Z3 2800 | | 193 | SIEMENS | MS 42 | M03 | |





Bmw

|


Bmw

Bmw





Bmw




| Brand | Model | Version | Engine | Detail | HP | Ecu | Mod | Ver | Rw | H-T Obd Tuner |
|----------|---------------|---------|----------|--------|-----|-------|-----|--------|-----|---|
| CHRYSLER | 300C | | 3000 CRD | | 218 | BOSCH | EDC | 16CP31 | M04 |  |
| | | | | | | | | | | |
| CHRYSLER | GRAND VOYAGER | | 2800 CRD | | 163 | BOSCH | EDC | 16U31 | M04 |  |
| | | | | | | | | | | |
| CHRYSLER | PT CRUISER | | 2200 CRD | | 121 | BOSCH | EDC | 15C2 | M04 |  |
| CHRYSLER | PT CRUISER | | 2200 CRD | | 150 | BOSCH | EDC | 16C2 | M04 | |
| | | | | | | | | | | |
| | | | | | | | | | | |
| CHRYSLER | SEBRING | (JS) | 2000 CRD | | 140 | BOSCH | EDC | 16U31 | M04 |  |
| | | | | | | | | | | |





Chrysler

| Brand | Model | Version | Engine | Detail | HP | Ecu | Mod | Ver | Rw | H-T Obd Tuner |
|----------|---------|---------|----------|--------|-----|-------|-----|------|-----|---|
| CHRYSLER | VOYAGER | | 2500 CRD | | 142 | BOSCH | EDC | 15C2 | M04 |  |
| CHRYSLER | VOYAGER | | 2800 CRD | | 150 | BOSCH | EDC | 15C2 | M04 | |
| CHRYSLER | VOYAGER | | 2800 CRD | | 163 | BOSCH | EDC | 16C2 | M04 | |





Chrysler





| Brand | Model | Version | Engine | Detail | HP | Ecu | Mod | Ver | Rw | H-T Obd Tuner |
|---------|----------|---------|----------|--------|-----|---------|-----|------|-----|---|
| CITROEN | BERLINGO | | 2000 HDI | | 90 | BOSCH | EDC | 15C2 | M07 |  |
| CITROEN | C4 | | 1400 16V | | 88 | MARELLI | IAW | 6LP | M07 |  |
| CITROEN | C4 | | 2000 16V | | 140 | MARELLI | IAW | 6LP | M07 | |
| CITROEN | C4 | Coupe | 2000 16V | | 177 | MARELLI | IAW | 6LP | M07 | |
| CITROEN | C4 | Picasso | 2000 16V | | 140 | MARELLI | IAW | 6LP | M07 | |
| CITROEN | C5 | | 2000 HDI | | 110 | BOSCH | EDC | 15C2 | M07 |  |
| CITROEN | C5 | | 2000 HDI | | 138 | BOSCH | EDC | 15C2 | M07 | |
| CITROEN | C8 | | 2000 HDI | | 107 | BOSCH | EDC | 15C2 | M07 |  |
| CITROEN | C8 | | 2000 HDI | | 120 | BOSCH | EDC | 15C2 | M07 | |
| CITROEN | C8 | | 2000 HDI | | 136 | BOSCH | EDC | 15C2 | M07 | |





| Brand | Model | Version | Engine | Detail | HP | Ecu | Mod | Ver | Rw | H-T Obd Tuner |
|---------|--------|---------|----------|--------|-----|---------|-----|------|-----|---|
| CITROEN | JUMPY | | 2000 HDI | | 110 | BOSCH | EDC | 15C2 | M07 |  |
| CITROEN | XANTIA | | 2000 HDI | | 90 | BOSCH | EDC | 15C2 | M07 | |
| CITROEN | XANTIA | | 2000 HDI | | 110 | BOSCH | EDC | 15C2 | M07 |  |
| CITROEN | XSARA | | 2000 HDI | | 90 | BOSCH | EDC | 15C2 | M07 | |
| CITROEN | XSARA | | 2000 HDI | | 110 | BOSCH | EDC | 15C2 | M07 |  |
| CITROEN | XSARA | Picasso | 2000 HDI | | 110 | MARELLI | IAW | 6LP | M07 | |
| CITROEN | XSARA | | 2000 16V | | 136 | MARELLI | IAW | 6LP | M07 | |
| | | | | | | | | | | |

| Brand | Model | Version | Engine | Detail | HP | Ecu | Version | Rw | H-T Obd Tuner |
|-------|---------|---------|----------|--------|-----|-------|------------|-----|---|
| DODGE | AVENGER | (JS) | 2000 CRD | | 140 | BOSCH | EDC 16U31 | M04 |  |
| DODGE | CALIBER | | 2000 CRD | | 140 | BOSCH | EDC 16U31 | M04 |  |
| DODGE | JOURNEY | | 2000 CRD | | 140 | BOSCH | EDC 16U31 | M04 |  |
| DODGE | NITRO | | 2800 CRD | | 177 | BOSCH | EDC 16CP31 | M04 |  |

Dodge

| Brand | Model | Version | Engine | Detail | HP | Ecu | Mod | Ver | Rw | H-T Obd Tuner |
|-------|----------|---------|-----------|--------|-----|---------|-----|-----|----|---|
| FORD | BANTAM | III | 1300 8V | | 75 | FORD | EEC | V | R |  |
| FORD | BANTAM | III | 1600 8V | | 75 | FORD | EEC | V | R | |
| FORD | COUGAR | | 2000 16V | | 128 | FORD | EEC | V | R |  |
| FORD | COUGAR | | 2500 V6 | | 167 | FORD | EEC | V | R | |
| FORD | COURIER | | 1400 16V | | 90 | FORD | EEC | V | R |  |
| FORD | COURIER | | 1600 16V | | 103 | FORD | EEC | V | R | |
| FORD | ECOSPORT | | 1400 TDCI | | 68 | SIEMENS | SID | 80x | R |  |
| FORD | ECOSPORT | | 1600 8V | | 111 | FORD | EEC | V | R | |
| FORD | ECOSPORT | | 2000 16V | | 143 | FORD | EEC | VI | R | |
| FORD | ECOSPORT | | 2000 16V | | 145 | FORD | EEC | V | R | |


| Brand | Model | Version | Engine | Detail | HP | Ecu | Mod | Ver | Rw | H-T Obd Tuner |
|-------|--------|---------|-----------|--------------|-----|---------|-----|-------|----|---|
| FORD | ESCORT | VI | 1600 8V | | 90 | FORD | EEC | V | R |  |
| FORD | ESCORT | VI | 1800 16V | | 90 | FORD | EEC | V | R | |
| FORD | FIESTA | IV | 1200 16V | | 75 | FORD | EEC | V | R |  |
| FORD | FIESTA | IV | 1400 16V | | 90 | FORD | EEC | V | R | |
| FORD | FIESTA | V | 1300 8V | | 50 | FORD | EEC | V | R |  |
| FORD | FIESTA | V | 1300 8V | | 60 | FORD | EEC | V | R | |
| FORD | FIESTA | V | 1400 16V | | 90 | FORD | EEC | V | R | |
| FORD | FIESTA | V | 1600 16V | | 103 | FORD | EEC | V | R | |
| FORD | FIESTA | V | 1800 TD | | 75 | FORD | EEC | V | R | |
| FORD | FIESTA | VI | 1000 8V | Supercharger | 95 | FORD | EEC | VI | R |  |
| FORD | FIESTA | VI | 1200 16V | | 70 | SIEMENS | SIM | 210 | R | |
| FORD | FIESTA | VI | 1400 16V | | 80 | SIEMENS | SIM | 210 | R | |
| FORD | FIESTA | VI | 1400 TDCI | | 68 | SIEMENS | SID | 80x | R | |
| FORD | FIESTA | VI | 1600 8V | | 95 | FORD | EEC | V | R | |
| FORD | FIESTA | VI | 1600 16V | | 100 | SIEMENS | SIM | 210 | R | |
| FORD | FIESTA | VI | 1600 TDCI | | 90 | BOSCH | EDC | 16C34 | R | |
| FORD | FIESTA | VI | 2000 16V | ST | 150 | SIEMENS | SIM | 210 | R | |




| Brand | Model | Version | Engine | Detail | HP | Ecu | Mod | Ver | Rw | H-T Obd Tuner |
|-------|--------|---------|----------------|--------|-----|---------|---------|-------|----|---|
| FORD | FIESTA | VII | 1200 16V | | 82 | | SIEMENS | EMS | R |  |
| FORD | FIESTA | VII | 1400 TDCI | | 68 | | SIEMENS | SID | R | |
| FORD | FIESTA | VII | 1600 16V | TI-VCT | 120 | | SIEMENS | EMS | R | |
| FORD | FOCUS | | 1400 16V | | 75 | FORD | EEC | V | R |  |
| FORD | FOCUS | | 1600 16V | | 100 | FORD | EEC | V | R | |
| FORD | FOCUS | | 1800 16V | | 115 | FORD | EEC | V | R | |
| FORD | FOCUS | | 1800 TDDI | | 75 | FORD | EEC | V | R | |
| FORD | FOCUS | | 1800 TDDI | | 90 | FORD | EEC | V | R | |
| FORD | FOCUS | | 1800 TDCI | | 110 | DELPHI | MULTEC | | R | |
| FORD | FOCUS | | 1800 TDCI | | 115 | DELPHI | MULTEC | | R | |
| FORD | FOCUS | | 2000 16V | | 130 | FORD | EEC | V | R | |
| FORD | FOCUS | | 2000 16V Turbo | RS | 215 | FORD | EEC | V | R | |
| FORD | FOCUS | II | 1600 16V | | 115 | FORD | EEC | VI | R |  |
| FORD | FOCUS | II | 1600 TDCI | | 90 | BOSCH | EDC | 16C34 | R | |
| FORD | FOCUS | II | 1600 TDCI | | 110 | BOSCH | EDC | 16C34 | R | |
| FORD | FOCUS | II | 1800 TDCI | | 115 | SIEMENS | SID | 202 | R | |
| FORD | FOCUS | II | 2000 16V | | 145 | FORD | EEC | VI | R | |
| FORD | FUSION | | 1400 16V | | 80 | SIEMENS | SIM | 210 | R |  |
| FORD | FUSION | | 1400 TDCI | | 68 | SIEMENS | SID | 802 | R | |
| FORD | FUSION | | 1400 TDCI | | 68 | SIEMENS | SID | 804 | R | |


| | | | | | | | | | |
|------|--------|--|----------|--|-----|------|-----|---|---|
| FORD | GALAXY | | 2000 16V | | 115 | FORD | EEC | V | R |
| FORD | GALAXY | | 2300 16V | | 140 | FORD | EEC | V | R |






| Brand | Model | Version | Engine | Detail | HP | Ecu | Mod | Ver | Rw | H-T Obd Tuner |
|-------|--------|---------|-----------|--------|-----|---------|-----|-----|----|---------------|
| FORD | GALAXY | II | 1800 TDCI | | 100 | SIEMENS | SID | 206 | R | |
| FORD | GALAXY | II | 1800 TDCI | | 125 | SIEMENS | SID | 206 | R | |
| FORD | GALAXY | II | 2000 16V | | 145 | FORD | EEC | VI | R | |
| FORD | GALAXY | II | 2000 TDCI | | 130 | SIEMENS | SID | 206 | R | |
| FORD | GALAXY | II | 2000 TDCI | | 140 | SIEMENS | SID | 206 | R | |
| FORD | KA | | 1000 8V | | 53 | FORD | EEC | V | R | |
| FORD | KA | | 1300 8V | | 50 | FORD | EEC | V | R | |
| FORD | KA | | 1300 8V | | 60 | FORD | EEC | V | R | |
| FORD | KA | II | 1000 8V | | 65 | FORD | EEC | V | R | |
| FORD | KA | II | 1300 8V | | 60 | FORD | EEC | V | R | |
| FORD | KA | II | 1300 8V | | 69 | FORD | EEC | V | R | |
| FORD | KA | II | 1600 16V | | 95 | SIEMENS | SIM | 24 | R | |

| | | | | | | | | | | |
|---|------|--|-----------|--|-----|---------|-----|-----|---|--|
| FORD | KUGA | | 2000 TDCI | | 136 | SIEMENS | SID | 206 | R | |
|  | | | | | | | | | | |

| Brand | Model | Version | Engine | Detail | HP | Ecu | Mod | Ver | Rw | H-T Obd Tuner |
|-------|--------|---------|-----------|--------|-----|--------|--------|-----|----|---|
| FORD | MONDEO | | 1600 16V | | 90 | FORD | EEC | V | R |  |
| FORD | MONDEO | | 2500 V6 | ST24 | 170 | FORD | EEC | V | R | |
| FORD | MONDEO | II | 1800 16V | | 90 | FORD | EEC | V | R |  |
| FORD | MONDEO | II | 1800 16V | | 125 | FORD | EEC | V | R | |
| FORD | MONDEO | II | 2000 16V | | 130 | FORD | EEC | V | R | |
| FORD | MONDEO | II | 2000 TDCI | | 115 | FORD | EEC | V | R | |
| FORD | MONDEO | II | 2000 TDCI | | 115 | DELPHI | MULTEC | | R | |
| FORD | MONDEO | II | 2000 TDCI | | 130 | FORD | EEC | V | R | |
| FORD | MONDEO | II | 2000 TDCI | | 130 | DELPHI | MULTEC | | R | |
| FORD | MONDEO | II | 2500 V6 | ST200 | 200 | FORD | EEC | V | R | |
| FORD | MONDEO | III | 2000 TDCI | | 90 | FORD | EEC | V | R |  |
| FORD | MONDEO | III | 2200 TDCI | | 155 | DELPHI | MULTEC | | R | |





| | | | | | | | | | | |
|------|--------|----|-----------|--|-----|---------|-----|-----|---|---|
| FORD | MONDEO | IV | 1800 TDCI | | 125 | SIEMENS | SID | 206 | R |  |
| FORD | MONDEO | IV | 2000 16V | | 145 | FORD | EEC | VI | R | |
| FORD | MONDEO | IV | 2000 TDCI | | 130 | SIEMENS | SID | 206 | R | |
| FORD | MONDEO | IV | 2000 TDCI | | 140 | SIEMENS | SID | 206 | R | |




| Brand | Model | Version | Engine | Detail | HP | Ecu | Mod | Ver | Rw | H-T Obd Tuner |
|-------|---------|---------|-----------|--------|-----|---------|--------|-----|----|---|
| FORD | PUMA | | 1400 16V | | 90 | FORD | EEC | V | R |  |
| FORD | PUMA | | 1600 16V | | 105 | FORD | EEC | V | R | |
| FORD | PUMA | | 1700 16V | Vct | 125 | FORD | EEC | V | R | |
| FORD | PUMA | | 1700 16V | Racing | 155 | FORD | EEC | V | R | |
| FORD | S-MAX | | 1800 TDCI | | 100 | SIEMENS | SID | 206 | R |  |
| FORD | S-MAX | | 1800 TDCI | | 125 | SIEMENS | SID | 206 | R | |
| FORD | S-MAX | | 2000 TDCI | | 140 | SIEMENS | SID | 206 | R | |
| FORD | TOURNEO | | 1800 TDCI | | 90 | DELPHI | MULTEC | | R |  |




| | | | | | | | | | |
|------|---------|---------|-----------|--|-----|---------|--------|-----|---|
| FORD | TRANSIT | CONNECT | 1800 TDCI | | 75 | DELPHI | MULTEC | | R |
| FORD | TRANSIT | CONNECT | 1800 TDCI | | 75 | DELPHI | MULTEC | | R |
| FORD | TRANSIT | CONNECT | 1800 TDCI | | 90 | SIEMENS | SID | 206 | R |
| FORD | TRANSIT | CONNECT | 1800 TDCI | | 110 | SIEMENS | SID | 206 | R |







| Brand | Model | Version | Engine | Detail | HP | Ecu | Mod | Ver | Rw | H-T Obd Tuner |
|-------|---------|---------|-----------|--------|-----|--------|---------|-----|----|---------------|
| FORD | TRANSIT | V | 2000 DDI | | 85 | FORD | EEC | V | R | |
| FORD | TRANSIT | V | 2000 DDI | | 100 | FORD | EEC | V | R | |
| FORD | TRANSIT | V | 2000 DDI | | 120 | FORD | EEC | V | R | |
| FORD | TRANSIT | V | 2000 DDI | | 90 | FORD | EEC | V | R | |
| FORD | TRANSIT | VI | 2000 TDCI | | 125 | DELPHI | MULTEC | | R | |
| FORD | TRANSIT | VI | 2000 TDCI | | 137 | DELPHI | MULTEC | | R | |
| FORD | TRANSIT | VII | 2200 TDCI | | 85 | FORD | VISTEON | | R | |
| FORD | TRANSIT | VII | 2200 TDCI | | 110 | FORD | VISTEON | | R | |
| FORD | TRANSIT | VII | 2400 TDCI | | 100 | FORD | VISTEON | | R | |
| FORD | TRANSIT | VII | 2400 TDCI | | 115 | FORD | VISTEON | | R | |
| FORD | TRANSIT | VII | 2400 TDCI | | 140 | FORD | VISTEON | | R | |





| Brand | Model | Version | Engine | Detail | HP | Ecu | Mod | Ver | Rw | H-T Obd Tuner |
|-------|--------|---------|----------|--------|-----|-------|-----|------|-----|---|
| FIAT | BRAVO | | 1900 JTD | | 100 | BOSCH | EDC | 15C7 | M01 |  |
| | | | | | | | | | | |
| FIAT | DOBLO' | | 1900 JTD | | 100 | BOSCH | EDC | 15C7 | M01 |  |
| | | | | | | | | | | |
| FIAT | DUCATO | | 2000 JTD | | 84 | BOSCH | EDC | 15C7 | M01 |  |
| FIAT | DUCATO | | 2300 JTD | | 100 | BOSCH | EDC | 15C7 | M01 | |
| FIAT | DUCATO | | 2800 JTD | | 127 | BOSCH | EDC | 15C7 | M01 | |
| FIAT | DUCATO | | 2800 JTD | Power | 146 | BOSCH | EDC | 15C7 | M01 | |
| | | | | | | | | | | |
| FIAT | MAREA | | 1900 JTD | | 110 | BOSCH | EDC | 15C7 | M01 |  |
| | | | | | | | | | | |

| Brand | Model | Version | Engine | Detail | HP | Ecu | Mod | Ver | Rw | H-T Obd Tuner |
|-------|----------|---------|----------|--------|-----|-------|-----|------|-----|---|
| FIAT | MULTIPLA | | 1900 JTD | | 110 | BOSCH | EDC | 15C7 | M01 |  |
| FIAT | MULTIPLA | | 1900 JTD | | 115 | BOSCH | EDC | 15C7 | M01 | |
| FIAT | PALIO | | 1900 JTD | | 80 | BOSCH | EDC | 15C7 | M01 |  |
| FIAT | PUNTO | | 1900 JTD | | 85 | BOSCH | EDC | 15C7 | M01 | |
| FIAT | SCUDO | | 2000 JTD | | 94 | BOSCH | EDC | 15C2 | |  |
| FIAT | SCUDO | | 2000 JTD | | 110 | BOSCH | EDC | 15C2 | | |





| Brand | Model | Version | Engine | Detail | HP | Ecu | Mod | Ver | Rw | H-T Obd Tuner |
|-------|--------|---------|----------|--------|-----|-------|-----|------|-----|---|
| FIAT | STILO | | 1900 JTD | | 80 | BOSCH | EDC | 15C7 | M01 |  |
| FIAT | STILO | | 1900 JTD | | 100 | BOSCH | EDC | 15C7 | M01 | |
| FIAT | STILO | | 1900 JTD | | 115 | BOSCH | EDC | 15C7 | M01 | |
| FIAT | STRADA | | 1900 JTD | | 80 | BOSCH | EDC | 15C7 | M01 |  |
| FIAT | ULYSSE | | 2000 JTD | | 110 | BOSCH | EDC | 15C2 | |  |
| FIAT | ULYSSE | | 2200 JTD | | 128 | BOSCH | EDC | 15C2 | | |

| Brand | Model | Version | Engine | Detail | HP | Ecu | Mod | Ver | Rw | H-T Obd Tuner |
|-----------|---------------|---------|----------|--------|-----|------|-----|-----|----|---|
| FORD U.S. | CONTOUR | | 2000 16V | | 125 | FORD | EEC | V | R |  |
| FORD U.S. | CONTOUR | | 2500 V6 | | 170 | FORD | EEC | V | R | |
| FORD U.S. | CONTOUR | II | 2500 V6 | SVT | 195 | FORD | EEC | V | R |  |
| FORD U.S. | CONTOUR | II | 2500 V6 | SVT | 200 | FORD | EEC | V | R | |
| FORD U.S. | CROW VICTORIA | | 4600 V8 | | 220 | FORD | EEC | V | R |  |
| FORD U.S. | CROW VICTORIA | | 4600 V8 | | 224 | FORD | EEC | V | R | |
| FORD U.S. | CROW VICTORIA | | 4600 V8 | | 239 | FORD | EEC | V | R | |
| FORD U.S. | CROW VICTORIA | | 4600 V8 | | 250 | FORD | EEC | V | R | |
| FORD U.S. | ESCAPE | | 2000 16V | | 115 | FORD | EEC | V | R |  |
| FORD U.S. | ESCAPE | | 2300 16V | | 153 | FORD | EEC | V | R | |
| FORD U.S. | ESCAPE | | 3000 V6 | | 200 | FORD | EEC | V | R | |



Ford U.S.


| Brand | Model | Version | Engine | Detail | HP | Ecu | Mod | Ver | Rw | H-T Obd Tuner |
|-----------|-----------|---------|----------|-------------|-----|------|-----|-----|----|---|
| FORD U.S. | ESCORT | MK6 | 1600 8V | | 90 | FORD | EEC | V | R |  |
| FORD U.S. | ESCORT | MK6 | 1800 16V | | 90 | FORD | EEC | V | R | |
| FORD U.S. | E-SERIES | | 7300 TD | Powerstroke | 275 | FORD | EEC | V | R |  |
| FORD U.S. | EXCURSION | | 7300 TD | Powerstroke | 250 | FORD | EEC | V | R |  |
| FORD U.S. | EXPLORER | | 4000 V6 | | 210 | FORD | EEC | V | R |  |
| FORD U.S. | EXPLORER | | 5000 V8 | | 215 | FORD | EEC | V | R | |





Ford U.S.




| Brand | Model | Version | Engine | Detail | HP | Ecu | Mod | Ver | Rw | H-T Obd Tuner |
|-----------|--------|---------|----------|-------------|-----|------|-----|-----|----|---|
| FORD U.S. | F-150 | | 4200 V6 | | 210 | FORD | EEC | V | R |  |
| FORD U.S. | F-150 | | 7300 TD | Powerstroke | 250 | FORD | EEC | V | R | |
| FORD U.S. | FOCUS | II | 2000 16V | | 132 | FORD | EEC | VI | R |  |
| FORD U.S. | FOCUS | II | 2000 16V | | 140 | FORD | EEC | VI | R | |
| FORD U.S. | FUSION | | 2300 16V | | 160 | FORD | EEC | V | R |  |
| FORD U.S. | FUSION | | 3000 V6 | | 221 | FORD | EEC | V | R | |
| FORD U.S. | RANGER | | 2300 16V | | 143 | FORD | EEC | V | R |  |
| FORD U.S. | RANGER | | 3000 V6 | | 148 | FORD | EEC | V | R | |
| FORD U.S. | RANGER | | 4000 V6 | | 207 | FORD | EEC | V | R | |



Ford U.S.




| Brand | Model | Version | Engine | Detail | HP | Ecu | Mod | Ver | Rw | H-T Obd Tuner |
|-----------|-------------|---------|---------|--------|-----|------|-----|-----|----|---|
| FORD U.S. | THUNDERBIRD | | 3600 V8 | | 145 | FORD | EEC | V | R |  |
| FORD U.S. | WINDSTAR | | 3000 V6 | | 145 | FORD | EEC | V | R |  |

| Brand | Model | Version | Engine | Detail | HP | Ecu | Version | Rw | H-T Obd Tuner |
|--------|--------|---------|-----------|--------|-----|--------|---------|----|---|
| JAGUAR | X-TYPE | | 2000 TDCI | | 130 | DELPHI | MULTEC | R |  |
| JAGUAR | X-TYPE | | 2200 TDCI | | 155 | DELPHI | MULTEC | R | |





| Brand | Model | Version | Engine | Detail | HP | Ecu | Mod | Ver | Rw | H-T Obd Tuner |
|-------|-----------|---------|----------|--------|-----|-------|-----|--------|-----|---|
| JEEP | CHEROKEE | (KJ) | 2500 CRD | | 143 | BOSCH | EDC | 15C2 | M04 |  |
| JEEP | CHEROKEE | (KJ) | 2800 CRD | | 150 | BOSCH | EDC | 15C2 | M04 | |
| JEEP | CHEROKEE | (KJ) | 2800 CRD | | 163 | BOSCH | EDC | 16C2 | M04 | |
| JEEP | CHEROKEE | (KK) | 2800 CRD | | 177 | BOSCH | EDC | 16CP31 | M04 |  |
| JEEP | COMMANDER | (XK) | 3000 CRD | | 218 | BOSCH | EDC | 16CP31 | M04 |  |
| JEEP | COMPASS | (MK) | 2000 CRD | | 140 | BOSCH | EDC | 16U31 | M04 |  |

| Brand | Model | Version | Engine | Detail | HP | Ecu | Mod | Ver | Rw | H-T Obd Tuner |
|-------|----------------|---------|----------|--------|-----|-------|-----|--------|-----|--|
| JEEP | GRAND CHEROKEE | (WJ) | 2700 CRD | | 163 | BOSCH | EDC | 15C2 | M04 |  |
| JEEP | GRAND CHEROKEE | (WK) | 3000 CRD | | 218 | BOSCH | EDC | 16CP31 | M04 | |
| JEEP | PATRIOT | (MK) | 2000 CRD | | 140 | BOSCH | EDC | 16U31 | M04 |  |
| JEEP | WRANGLER | (JK) | 2800 CRD | | 177 | BOSCH | EDC | 16CP31 | M04 |  |





| Brand | Model | Version | Engine | Detail | HP | Ecu | Version | Rw | H-T Obd Tuner |
|--------|--------|---------|----------|--------|-----|-------|----------|-----|---|
| LANCIA | LYBRA | | 1900 JTD | | 105 | BOSCH | EDC 15C7 | M01 |  |
| LANCIA | LYBRA | | 1900 JTD | | 110 | BOSCH | EDC 15C7 | M01 | |
| LANCIA | LYBRA | | 1900 JTD | | 115 | BOSCH | EDC 15C7 | M01 | |
| LANCIA | LYBRA | | 2400 JTD | | 150 | BOSCH | EDC 15C7 | M01 | |
| | | | | | | | | | |
| LANCIA | PHEDRA | | 2000 JTD | | 110 | BOSCH | EDC 15C2 | |  |
| LANCIA | PHEDRA | | 2200 JTD | | 128 | BOSCH | EDC 15C2 | | |
| | | | | | | | | | |





| Brand | Model | Version | Engine | Detail | HP | Ecu | Version | Rw | H-T Obd Tuner |
|------------|-------------|---------|-----------|--------|-----|---------|------------|-----|---|
| LAND ROVER | DEFENDER | | 2400 TDCI | | 122 | FORD | VISTEON | R |  |
| LAND ROVER | DISCOVERY | 3 | 2700 TDV6 | | 190 | SIEMENS | SID 20X | M05 | |
| LAND ROVER | FREELANDER | | 2000 TD4 | | 136 | BOSCH | EDC 15C4 | M05 |  |
| LAND ROVER | FREELANDER | 2 | 2200 TD4 | | 160 | BOSCH | EDC 16CP39 | M05 | |
| LAND ROVER | RANGE ROVER | | 3000 TD6 | | 177 | BOSCH | EDC 15C4 | M05 |  |
| LAND ROVER | RANGE ROVER | Sport | 2700 TDV6 | | 190 | SIEMENS | SID 20X | M05 | |
| LAND ROVER | RANGE ROVER | Sport | 3600 TDV8 | | 272 | SIEMENS | SID 20X | M05 | |
| LAND ROVER | RANGE ROVER | | 3600 TDV8 | | 272 | SIEMENS | SID 20X | M05 | |

Land Rover



| Brand | Model | Version | Engine | Detail | HP | Ecu | Mod | Ver | Rw | H-T Obd Tuner |
|----------|--------------|---------|--------------|--------|-----|-------|-----|-------|-----|---|
| MERCEDES | A | (W169) | 160 2000 CDI | | 82 | BOSCH | EDC | 16C32 | M04 |  |
| MERCEDES | A | (W169) | 180 2000 CDI | | 109 | BOSCH | EDC | 16C32 | M04 | |
| MERCEDES | A | (W169) | 200 2000 CDI | | 140 | BOSCH | EDC | 16C32 | M04 | |
| MERCEDES | B | (W245) | 180 2000 CDI | | 109 | BOSCH | EDC | 16C32 | M04 |  |
| MERCEDES | B | (W245) | 200 2000 CDI | | 140 | BOSCH | EDC | 16C32 | M04 | |
| MERCEDES | C | (W203) | 200 2200 CDI | | 122 | BOSCH | EDC | 16C2 | M04 |  |
| MERCEDES | C | (W203) | 220 2200 CDI | | 150 | BOSCH | EDC | 16C2 | M04 | |
| MERCEDES | C Sportcoupè | (CL203) | 200 2200 CDI | | 122 | BOSCH | EDC | 16C2 | M04 |  |
| MERCEDES | C Sportcoupè | (CL203) | 220 2200 CDI | | 150 | BOSCH | EDC | 16C2 | M04 | |

Mercedes


| Brand | Model | Version | Engine | Detail | HP | Ecu | Mod | Ver | Rw | H-T Obd Tuner |
|----------|-------|---------|--------------|--------|-----|-------|-----|--------|-----|---|
| MERCEDES | CLK | (W209) | 220 2200 CDI | | 150 | BOSCH | EDC | 16C2 | M04 |  |
| MERCEDES | CLK | (W209) | 320 3000 CDI | | 224 | BOSCH | EDC | 16CP31 | M04 | |
| MERCEDES | CLS | (W219) | 320 3000 CDI | | 224 | BOSCH | EDC | 16CP31 | M04 |  |
| MERCEDES | E | (W211) | 200 2200 CDI | | 122 | BOSCH | EDC | 16C2 | M04 |  |
| MERCEDES | E | (W211) | 200 2200 CDI | | 136 | BOSCH | EDC | 16C2 | M04 | |
| MERCEDES | E | (W211) | 220 2200 CDI | | 150 | BOSCH | EDC | 16C2 | M04 | |
| MERCEDES | E | (W211) | 270 2700 CDI | | 177 | BOSCH | EDC | 16C2 | M04 | |
| MERCEDES | E | (W211) | 280 3000 CDI | | 190 | BOSCH | EDC | 16CP31 | M04 | |
| MERCEDES | E | (W211) | 280 3200 CDI | | 177 | BOSCH | EDC | 16CP31 | M04 | |
| MERCEDES | E | (W211) | 320 3200 CDI | | 204 | BOSCH | EDC | 16C2 | M04 | |
| MERCEDES | E | (W211) | 320 3000 CDI | | 224 | BOSCH | EDC | 16CP31 | M04 | |
| MERCEDES | G | (W463) | 320 3000 CDI | | 224 | BOSCH | EDC | 16CP31 | M04 |  |




| Brand | Model | Version | Engine | Detail | HP | Ecu | Mod | Ver | Rw | H-T Obd Tuner |
|----------|----------|---------|--------------|--------|-----|-------|-----|--------|-----|---|
| MERCEDES | ML | (W164) | 280 3200 CDI | | 190 | BOSCH | EDC | 16CP31 | M04 |  |
| MERCEDES | ML | (W164) | 320 3000 CDI | | 224 | BOSCH | EDC | 16CP31 | M04 | |
| MERCEDES | ML | (W164) | 420 4000 CDI | | 306 | BOSCH | EDC | 16CP31 | M04 | |
| MERCEDES | R | (W251) | 280 3200 CDI | | 190 | BOSCH | EDC | 16CP31 | M04 |  |
| MERCEDES | R | (W251) | 320 3000 CDI | | 224 | BOSCH | EDC | 16CP31 | M04 | |
| MERCEDES | S | (W221) | 320 3000 CDI | | 235 | BOSCH | EDC | 16CP36 | M04 |  |
| MERCEDES | S | (W220) | 320 3200 CDI | | 204 | BOSCH | EDC | 16C2 | M04 | |
| MERCEDES | SPRINTER | (W906) | 209 2200 CDI | | 88 | BOSCH | EDC | 16CP36 | M04 |  |
| MERCEDES | SPRINTER | (W906) | 211 2200 CDI | | 109 | BOSCH | EDC | 16CP36 | M04 | |
| MERCEDES | SPRINTER | (W906) | 213 2200 CDI | | 129 | BOSCH | EDC | 16CP36 | M04 | |
| MERCEDES | SPRINTER | (W906) | 215 2200 CDI | | 150 | BOSCH | EDC | 16CP36 | M04 | |
| MERCEDES | SPRINTER | (W906) | 218 3000 CDI | | 184 | BOSCH | EDC | 16CP36 | M04 | |


Mercedes

| Brand | Model | Version | Engine | Detail | HP | Ecu | Mod | Ver | Rw | H-T Obd Tuner |
|----------|-------|---------|--------------|--------|-----|-------|-----|--------|-----|---|
| MERCEDES | VIANO | (W639) | 220 2200 CDI | | 150 | BOSCH | EDC | 16C2 | M04 |  |
| MERCEDES | VIANO | (W639) | 320 3000 CDI | | 204 | BOSCH | EDC | 16CP36 | M04 | |
| MERCEDES | VITO | (W639) | 220 2200 CDI | | 88 | BOSCH | EDC | 16C2 | M04 |  |
| MERCEDES | VITO | (W639) | 220 2200 CDI | | 109 | BOSCH | EDC | 16C2 | M04 | |
| MERCEDES | VITO | (W639) | 220 2200 CDI | | 150 | BOSCH | EDC | 16C2 | M04 | |
| MERCEDES | VITO | (W639) | 320 3000 CDI | | 204 | BOSCH | EDC | 16CP36 | M04 | |


Mercedes

| Brand | Model | Version | Engine | Detail | HP | Ecu | Version | Rw | H-T Obd Tuner |
|-------|-------|---------|-----------|--------|-----|-------|----------|----|---|
| MG | ZT | | 2000 CDTI | | 136 | BOSCH | EDC 15C4 | |  |





| Brand | Model | Version | Engine | Detail | HP | Ecu | Version | Rw | H-T Obd Tuner |
|-------|----------|---------|----------|--------|-----|---------|----------|----|--|
| MINI | ONE | | 1400 D | | 75 | BOSCH | EDC 15C4 | |  |
| MINI | ONE | | 1600 16V | | 90 | SIEMENS | DME EMS2 | | |
| MINI | COOPER | | 1600 16V | | 115 | SIEMENS | DME EMS2 | |  |
| MINI | COOPER S | | 1600 16V | | 163 | SIEMENS | DME EMS2 | |  |
| MINI | COOPER S | | 1600 16V | JCW | 200 | SIEMENS | DME EMS2 | | |





| Brand | Model | Version | Engine | Detail | HP | Ecu | Version | Rw | H-T Obd Tuner |
|------------|-----------|---------|----------|--------|-----|-------|-----------|----|---|
| MITSUBISHI | OUTLANDER | (CW0) | 2000 CRD | | 140 | BOSCH | EDC 16U31 | |  |





Mitsubishi





| Brand | Model | Version | Engine | Detail | HP | Ecu | Version | Rw | H-T Obd Tuner |
|--------|----------|---------|---------|--------|-----|------|---------|----|---|
| MORGAN | ROADSTER | | 3000 V6 | | 223 | FORD | EEC V | R |  |

Morgan





| Brand | Model | Version | Engine | Detail | HP | Ecu | Mod | Ver | Rw | H-T Obd Tuner |
|-------|-------|---------|----------------|--------|-----|-------|-----|-------|-----|---|
| OPEL | AGILA | | 1000 12V | | 58 | BOSCH | ME | 1.5.5 | M08 |  |
| OPEL | AGILA | | 1200 16V | | 80 | BOSCH | ME | 1.5.5 | M08 | |
| OPEL | ASTRA | (G) | 1200 16V | | 80 | BOSCH | ME | 1.5.5 | M08 |  |
| OPEL | ASTRA | (G) | 2000 16V Turbo | | 190 | BOSCH | ME | 1.5.5 | M08 | |
| OPEL | ASTRA | (H) | 1900 CDTI | | 120 | BOSCH | EDC | 16C39 | M08 |  |
| OPEL | ASTRA | (H) | 1900 CDTI 16V | | 150 | BOSCH | EDC | 16C39 | M08 | |
| OPEL | CORSA | (C) | 1000 12V | | 60 | BOSCH | ME | 1.5.5 | M08 |  |
| OPEL | CORSA | (C) | 1200 16V | | 75 | BOSCH | ME | 1.5.5 | M08 | |

| Brand | Model | Version | Engine | Detail | HP | Ecu | Mod | Ver | Rw | H-T Obd Tuner |
|-------|-----------|---------|----------------|--------|-----|-------|-----|-------|-----|---|
| OPEL | CORSA | (D) | 1200 16V | | 80 | BOSCH | ME | 7.6.2 | M08 |  |
| OPEL | CORSA | (D) | 1600 16V Turbo | | 152 | BOSCH | ME | 7.6.2 | M08 | |
| OPEL | CORSA | (D) | 1600 16V Turbo | OPC | 180 | BOSCH | ME | 7.6.2 | M08 | |
| OPEL | SPEEDSTER | | 2000 16V Turbo | | 200 | BOSCH | ME | 1.5.5 | M08 |  |
| OPEL | VECTRA | (C) | 1900 CDTI | | 120 | BOSCH | EDC | 16C39 | M08 |  |
| OPEL | VECTRA | (C) | 1900 CDTI 16V | | 150 | BOSCH | EDC | 16C39 | M08 | |
| OPEL | ZAFIRA | (B) | 1900 CDTI | | 120 | BOSCH | EDC | 16C39 | M08 |  |
| OPEL | ZAFIRA | (B) | 1900 CDTI 16V | | 150 | BOSCH | EDC | 16C39 | M08 | |
| OPEL | ZAFIRA | (B) | 2000 16V Turbo | | 200 | BOSCH | ME | 7.6.2 | M08 | |
| OPEL | ZAFIRA | (B) | 2000 16V Turbo | OPC | 240 | BOSCH | ME | 7.6.2 | M08 | |





| Brand | Model | Version | Engine | Detail | HP | Ecu | Mod | Ver | Rw | H-T Obd Tuner |
|---------|-------|---------|----------|--------|-----|---------|-----|------|-----|---|
| PEUGEOT | 206 | | 1400 16V | | 88 | MARELLI | IAW | 6LP | M07 |  |
| PEUGEOT | 206 | | 2000 16V | | 136 | MARELLI | IAW | 6LP | M07 | |
| PEUGEOT | 206 | | 2000 16V | RC | 177 | MARELLI | IAW | 6LP | M07 | |
| PEUGEOT | 206 | | 2000 HDI | | 90 | BOSCH | EDC | 15C2 | M07 | |
| PEUGEOT | 307 | | 1400 16V | | 88 | MARELLI | IAW | 6LP | M07 |  |
| PEUGEOT | 307 | | 2000 16V | | 140 | MARELLI | IAW | 6LP | M07 | |
| PEUGEOT | 307 | | 2000 16V | | 177 | MARELLI | IAW | 6LP | M07 | |
| PEUGEOT | 307 | | 2000 HDI | | 90 | BOSCH | EDC | 15C2 | M07 | |
| PEUGEOT | 307 | | 2000 HDI | | 110 | BOSCH | EDC | 15C2 | M07 | |
| PEUGEOT | 406 | | 2000 HDI | | 90 | BOSCH | EDC | 15C2 | M07 |  |
| PEUGEOT | 406 | | 2000 HDI | | 110 | BOSCH | EDC | 15C2 | M07 | |
| PEUGEOT | 406 | | 2200 HDI | | 135 | BOSCH | EDC | 15C2 | M07 | |
| PEUGEOT | 607 | | 2000 HDI | | 110 | BOSCH | EDC | 15C2 | M07 |  |
| PEUGEOT | 607 | | 2200 HDI | | 135 | BOSCH | EDC | 15C2 | M07 | |

| Brand | Model | Version | Engine | Detail | HP | Ecu | Mod | Ver | Rw | H-T Obd Tuner |
|---------|---------|---------|----------|--------|-----|-------|-----|------|-----|---|
| PEUGEOT | 806 | | 2000 HDI | | 110 | BOSCH | EDC | 15C2 | M07 |  |
| PEUGEOT | 807 | | 2000 HDI | | 110 | BOSCH | EDC | 15C2 | M07 | |
| PEUGEOT | 807 | | 2200 HDI | | 128 | BOSCH | EDC | 15C2 | M07 |  |
| PEUGEOT | EXPERT | | 2000 HDI | | 85 | BOSCH | EDC | 15C2 | M07 | |
| PEUGEOT | EXPERT | | 2000 HDI | | 110 | BOSCH | EDC | 15C2 | M07 |  |
| PEUGEOT | PARTNER | | 2000 HDI | | 90 | BOSCH | EDC | 15C2 | M07 | |
| | | | | | | | | | |  |



Peugeot

| Brand | Model | Version | Engine | Detail | HP | Ecu | Mod | Ver | Rw | H-T Obd Tuner |
|---------|--------|---------|----------|--------|-----|---------|--------|-------|-----|---|
| RENAULT | CLIO | II | 1200 8V | | 58 | SIEMENS | SIRIUS | 32 | M07 |  |
| RENAULT | CLIO | II | 1400 16V | | 98 | SIEMENS | SIRIUS | 32/34 | M07 | |
| RENAULT | CLIO | II | 1600 16V | | 107 | SIEMENS | SIRIUS | 32/34 | M07 | |
| RENAULT | CLIO | II | 2000 16V | RS | 172 | SIEMENS | SIRIUS | 32 | M07 | |
| RENAULT | CLIO | II | 2000 16V | RS | 182 | SIEMENS | SIRIUS | 34 | M07 | |
| RENAULT | CLIO | III | 1200 16V | | 75 | SIEMENS | SIM | 32 | M07 |  |
| RENAULT | CLIO | III | 1500 DCI | | 106 | SIEMENS | SID | 301 | M07 | |
| RENAULT | CLIO | III | 2000 16V | RS | 200 | SAGEM | S3000 | | M07 | |
| RENAULT | KANGOO | | 1200 8V | | 58 | SIEMENS | SIRIUS | 32 | M07 |  |
| RENAULT | KANGOO | | 1400 16V | | 75 | SIEMENS | SIRIUS | 32 | M07 | |
| RENAULT | KANGOO | | 1600 16V | | 95 | SIEMENS | SIRIUS | 34 | M07 | |
| RENAULT | KANGOO | II | 1500 DCI | | 106 | SIEMENS | SID | 301 | M07 | |
| RENAULT | LAGUNA | | 1600 16V | | 110 | SIEMENS | SIRIUS | 32 | M07 |  |
| RENAULT | LAGUNA | | 1800 16V | | 120 | SIEMENS | SIRIUS | 32 | M07 | |




Renault

| Brand | Model | Version | Engine | Detail | HP | Ecu | Mod | Ver | Rw | H-T Obd Tuner |
|---------|--------|---------|----------------|---------|-----|---------|--------|-----|-----|---|
| RENAULT | MEGANE | | 1400 16V | | 95 | SIEMENS | SIRIUS | 32 | M07 |  |
| RENAULT | MEGANE | | 2000 16V | | 140 | SIEMENS | SIRIUS | 32 | M07 | |
| RENAULT | MEGANE | II | 1400 16V | | 95 | SIEMENS | SIRIUS | 34 | M07 |  |
| RENAULT | MEGANE | II | 1500 DCI | | 106 | SIEMENS | SID | 301 | M07 | |
| RENAULT | MEGANE | II | 1600 16V | | 118 | SIEMENS | SIRIUS | 34 | M07 | |
| RENAULT | MEGANE | II | 2000 16V | | 136 | SIEMENS | SIRIUS | 34 | M07 | |
| RENAULT | MEGANE | II | 2000 16V Turbo | F1 Team | 228 | SAGEM | S3000 | | M07 | |
| RENAULT | MEGANE | II | 2000 16V Turbo | RS | 225 | SAGEM | S3000 | | M07 | |
| RENAULT | MEGANE | II | 2000 16V Turbo | RS | 225 | SAGEM | S3000 | | M07 | |
| RENAULT | MEGANE | II | 1500 DCI | | 106 | SIEMENS | SID | 301 | M07 |  |
| RENAULT | MEGANE | II | 2000 16V | | 136 | SIEMENS | SIRIUS | 34 | M07 | |
| RENAULT | TWINGO | II | 1200 16V | | 75 | SIEMENS | SIM | 32 | M07 |  |
| RENAULT | TWINGO | II | 1200 16V | TCE GT | 101 | SIEMENS | SIM | 32 | M07 | |




Renault

| Brand | Model | Version | Engine | Detail | HP | Ecu | Version | Rw | H-T Obd Tuner |
|-------|-------|---------|--------------|--------|-----|-------|-----------|-----|---|
| SAAB | 9-3 | Cabrio | 1900 TID 16V | | 150 | BOSCH | EDC 16C39 | M08 |  |
| SAAB | 9-3 | Hatch | 1900 TID Dpf | | 120 | BOSCH | EDC 16C39 | M08 | |
| SAAB | 9-3 | Hatch | 1900 TID 16V | | 150 | BOSCH | EDC 16C39 | M08 | |
| SAAB | 9-3 | Sedan | 1900 TID Dpf | | 120 | BOSCH | EDC 16C39 | M08 | |
| SAAB | 9-3 | Sedan | 1900 TID 16V | | 150 | BOSCH | EDC 16C39 | M08 | |
| | | | | | | | | | |
| SAAB | 9-5 | | 1900 TID 16V | | 150 | BOSCH | EDC 16C39 | M08 |  |
| | | | | | | | | | |


Seat





| Brand | Model | Version | Engine | Detail | HP | Ecu | Mod | Ver | Rw | H-T Obd Tuner |
|-------|----------|---------|----------------|--------|-----|---------|-----|-----------|-----|---|
| SEAT | ALHAMBRA | | 1800 20V Turbo | | 150 | BOSCH | ME | 7.5 | M02 |  |
| SEAT | ALHAMBRA | | 1900 TDI | | 90 | BOSCH | EDC | 15V | M02 | |
| SEAT | ALHAMBRA | | 1900 TDI | | 105 | BOSCH | EDC | 16U34-3.1 | M02 | |
| SEAT | ALHAMBRA | | 1900 TDI | | 115 | BOSCH | EDC | 15P | M02 | |
| SEAT | ALHAMBRA | | 1900 TDI | | 130 | BOSCH | EDC | 15P | M02 | |
| SEAT | ALHAMBRA | | 2000 TDI | | 140 | BOSCH | EDC | 16U31-3.1 | M02 | |
| SEAT | ALTEA | | 1900 TDI | | 105 | BOSCH | EDC | 16U34-3.1 | M02 | |
| SEAT | ALTEA | | 2000 TDI | | 140 | BOSCH | EDC | 16U34-3.1 | M02 | |
| SEAT | ALTEA | | 2000 TDI | FR | 170 | SIEMENS | PPD | 1.X | M02 | |
| SEAT | AROSA | | 1000 8V | | 50 | BOSCH | ME | 7.5 | M02 |  |
| SEAT | AROSA | | 1400 TDI | | 75 | BOSCH | EDC | 15P | M02 | |
| SEAT | CORDOBA | II | 1400 8V | | 60 | BOSCH | ME | 7.5 | M02 |  |
| SEAT | CORDOBA | II | 1400 TDI | | 75 | BOSCH | EDC | 15P | M02 | |
| SEAT | CORDOBA | II | 1900 TDI | | 115 | BOSCH | EDC | 15P | M02 | |




Seat





| Brand | Model | Version | Engine | Detail | HP | Ecu | Mod | Ver | Rw | H-T Obd Tuner |
|-------|--------|---------|----------------|--------|-----|---------|-----|-----------|-----|---|
| SEAT | IBIZA | III | 1400 TDI | | 70 | BOSCH | EDC | 15P | M02 |  |
| SEAT | IBIZA | III | 1400 TDI | | 80 | BOSCH | EDC | 15P | M02 | |
| SEAT | IBIZA | III | 1800 20V Turbo | FR | 150 | BOSCH | ME | 7.5 | M02 | |
| SEAT | IBIZA | III | 1800 20V Turbo | Cupra | 180 | BOSCH | ME | 7.5 | M02 | |
| SEAT | IBIZA | III | 1900 SDI | | 64 | BOSCH | EDC | 15P | M02 | |
| SEAT | IBIZA | III | 1900 TDI | | 101 | BOSCH | EDC | 15P | M02 | |
| SEAT | IBIZA | III | 1900 TDI | | 130 | BOSCH | EDC | 15P | M02 | |
| SEAT | IBIZA | III | 1900 TDI | Cupra | 163 | BOSCH | EDC | 15P | M02 | |
| SEAT | LEON | | 1400 16V | | 75 | BOSCH | ME | 7.5 | M02 |  |
| SEAT | LEON | | 1800 20V | | 125 | BOSCH | ME | 7.5 | M02 | |
| SEAT | LEON | | 1800 20V Turbo | | 180 | BOSCH | ME | 7.5 | M02 | |
| SEAT | LEON | | 1800 20V Turbo | | 210 | BOSCH | ME | 7.5 | M02 | |
| SEAT | LEON | | 1800 20V Turbo | | 225 | BOSCH | ME | 7.5 | M02 | |
| SEAT | LEON | | 1900 TDI | | 90 | BOSCH | EDC | 15V | M02 | |
| SEAT | LEON | | 1900 TDI | | 101 | BOSCH | EDC | 15P | M02 | |
| SEAT | LEON | | 1900 TDI | | 90 | BOSCH | EDC | 15V | M02 | |
| SEAT | LEON | | 1900 TDI | | 130 | BOSCH | EDC | 15P | M02 | |
| SEAT | LEON | | 1900 TDI | Cupra | 150 | BOSCH | EDC | 15P | M02 | |
| SEAT | LEON | | 2800 V6 | | 204 | BOSCH | ME | 7.1 | M02 | |
| SEAT | LEON | II | 1900 TDI | | 105 | BOSCH | EDC | 16U34-3.1 | M02 |  |
| SEAT | LEON | II | 2000 TFSI | | 200 | BOSCH | MED | 9.1 | M02 | |
| SEAT | LEON | II | 2000 TFSI | | 240 | BOSCH | MED | 9.1 | M02 | |
| SEAT | LEON | II | 2000 TDI | | 140 | BOSCH | EDC | 16U34-3.1 | M02 | |
| SEAT | LEON | II | 2000 TDI | FR | 170 | SIEMENS | PPD | 1.X | M02 | |
| SEAT | TOLEDO | II | 1800 20V | | 125 | BOSCH | ME | 7.5 | M02 |  |
| SEAT | TOLEDO | II | 1800 20V Turbo | | 180 | BOSCH | ME | 7.5 | M02 | |
| SEAT | TOLEDO | II | 1900 TDI | | 90 | BOSCH | EDC | 15V | M02 | |
| SEAT | TOLEDO | II | 1900 TDI | | 110 | BOSCH | EDC | 15V | M02 | |
| SEAT | TOLEDO | II | 1900 TDI | | 150 | BOSCH | EDC | 15P | M02 | |
| SEAT | TOLEDO | II | 2300 V5 | | 170 | BOSCH | ME | 7.1 | M02 | |





Seat





| Brand | Model | Version | Engine | Detail | HP | Ecu | Mod | Ver | Rw | H-T Obd Tuner |
|-------|--------|---------|----------|--------|-----|-------|-----|-----|-----|---|
| SEAT | TOLEDO | III | 1900 TDI | | 105 | BOSCH | EDC | 16U | M02 |  |
| SEAT | TOLEDO | III | 2000 TDI | | 140 | BOSCH | EDC | 16U | M02 | |




| Brand | Model | Version | Engine | Detail | HP | Ecu | Mod | Ver | Rw | H-T Obd Tuner |
|-------|---------|---------|----------------|--------|-----|---------|-----|-----------|-----|---|
| SKODA | FABIA | | 1400 TDI | | 70 | BOSCH | EDC | 15P | M02 |  |
| SKODA | FABIA | | 1400 TDI | | 75 | BOSCH | EDC | 15P | M02 | |
| SKODA | FABIA | | 1400 TDI | | 80 | BOSCH | EDC | 15P | M02 | |
| SKODA | FABIA | | 1900 SDI | | 64 | BOSCH | EDC | 15P | M02 | |
| SKODA | FABIA | | 1900 TDI | | 101 | BOSCH | EDC | 15P | M02 | |
| SKODA | FABIA | | 1900 TDI | VRS | 130 | BOSCH | EDC | 15P | M02 | |
| SKODA | FABIA | | 2000 MPI | | 115 | BOSCH | ME | 7.5 | M02 | |
| SKODA | FABIA | II | 1400 TDI | | 70 | BOSCH | EDC | 15P | M02 |  |
| SKODA | FABIA | II | 1400 TDI | | 80 | BOSCH | EDC | 15P | M02 | |
| SKODA | FABIA | II | 1900 TDI | | 105 | BOSCH | EDC | 16U34-3.1 | M02 | |
| SKODA | OCTAVIA | | 1400 16V | | 75 | BOSCH | ME | 7.5 | M02 |  |
| SKODA | OCTAVIA | | 1800 20V Turbo | RS | 180 | BOSCH | ME | 7.5 | M02 | |
| SKODA | OCTAVIA | | 1900 SDI | | 68 | BOSCH | EDC | 15P | M02 | |
| SKODA | OCTAVIA | | 1900 TDI | | 90 | BOSCH | EDC | 15V | M02 | |
| SKODA | OCTAVIA | | 1900 TDI | | 101 | BOSCH | EDC | 15V | M02 | |
| SKODA | OCTAVIA | | 1900 TDI | | 110 | BOSCH | EDC | 15V | M02 | |
| SKODA | OCTAVIA | | 1900 TDI | | 115 | BOSCH | EDC | 15P | M02 | |
| SKODA | OCTAVIA | | 1900 TDI | | 130 | BOSCH | EDC | 15P | M02 | |
| SKODA | OCTAVIA | | 2000 MPI | | 115 | BOSCH | ME | 7.5 | M02 | |
| SKODA | OCTAVIA | II | 1900 TDI | | 105 | BOSCH | EDC | 16U34-3.1 | M02 |  |
| SKODA | OCTAVIA | II | 2000 TFSI | RS | 200 | BOSCH | MED | 9.1 | M02 | |
| SKODA | OCTAVIA | II | 2000 TDI | | 140 | BOSCH | EDC | 16U34-3.1 | M02 | |
| SKODA | OCTAVIA | II | 2000 TDI | RS | 170 | SIEMENS | PPD | 1.X | M02 | |





| Brand | Model | Version | Engine | Detail | HP | Ecu | Mod | Ver | Rw | H-T Obd Tuner |
|-------|----------|---------|----------------|--------|-----|---------|-----|-----------|-----|--|
| SKODA | ROOMSTER | | 1400 TDI | | 70 | BOSCH | EDC | 15P | M02 |  |
| SKODA | ROOMSTER | | 1400 TDI | | 80 | BOSCH | EDC | 15P | M02 | |
| SKODA | ROOMSTER | | 1900 TDI | | 105 | BOSCH | EDC | 15P | M02 | |
| SKODA | SUPERB | | 1800 20V Turbo | | 150 | BOSCH | ME | 7.5 | M02 |  |
| SKODA | SUPERB | | 1900 TDI | | 101 | BOSCH | EDC | 15P | M02 | |
| SKODA | SUPERB | | 1900 TDI | | 105 | BOSCH | EDC | 16U | M02 | |
| SKODA | SUPERB | | 1900 TDI | | 115 | BOSCH | EDC | 15P | M02 | |
| SKODA | SUPERB | | 1900 TDI | | 130 | BOSCH | EDC | 15P | M02 | |
| SKODA | SUPERB | | 2000 MPI | | 115 | BOSCH | ME | 7.5 | M02 | |
| SKODA | SUPERB | | 2000 TDI | | 140 | BOSCH | EDC | 16U | M02 | |
| SKODA | SUPERB | | 2500 TDI | | 155 | BOSCH | EDC | 15P | M02 | |
| SKODA | SUPERB | | 2500 TDI | | 163 | BOSCH | EDC | 15P | M02 | |
| SKODA | SUPERB | | 2800 V6 | | 193 | BOSCH | ME | 7.1 | M02 | |
| SKODA | SUPERB | II | 1900 TDI | | 105 | BOSCH | EDC | 16U31-3.1 | M02 |  |
| SKODA | SUPERB | II | 2000 TDI | | 140 | BOSCH | EDC | 16U34-3.1 | M02 | |
| SKODA | SUPERB | II | 2000 TDI | | 170 | SIEMENS | PPD | 1.X | M02 | |





| Brand | Model | Version | Engine | Detail | HP | Ecu | Mod | Ver | Rw | H-T Obd Tuner |
|----------|-------|---------|----------------|--------|-----|-------|-----|-------|-----|---|
| VAUXHALL | AGILA | | 1000 12V | | 58 | BOSCH | ME | 1.5.5 | M08 |  |
| VAUXHALL | AGILA | | 1200 16V | | 80 | BOSCH | ME | 1.5.5 | M08 | |
| VAUXHALL | ASTRA | (G) | 1200 16V | | 80 | BOSCH | ME | 1.5.5 | M08 |  |
| VAUXHALL | ASTRA | (G) | 2000 16V Turbo | | 190 | BOSCH | ME | 1.5.5 | M08 | |
| VAUXHALL | ASTRA | (H) | 1900 CDTI | | 120 | BOSCH | EDC | 16C39 | M08 |  |
| VAUXHALL | ASTRA | (H) | 1900 CDTI 16V | | 150 | BOSCH | EDC | 16C39 | M08 | |
| VAUXHALL | ASTRA | (H) | 1600 16V Turbo | OPC | 180 | BOSCH | ME | 7.6.2 | M08 | |
| VAUXHALL | ASTRA | (H) | 2000 16V Turbo | OPC | 200 | BOSCH | ME | 7.6.2 | M08 | |
| VAUXHALL | ASTRA | (H) | 2000 16V Turbo | OPC | 240 | BOSCH | ME | 7.6.2 | M08 | |
| VAUXHALL | CORSA | (C) | 1000 12V | | 60 | BOSCH | ME | 1.5.5 | M08 |  |
| VAUXHALL | CORSA | (C) | 1200 16V | | 75 | BOSCH | ME | 1.5.5 | M08 | |





| Brand | Model | Version | Engine | Detail | HP | Ecu | Mod | Ver | Rw | H-T Obd Tuner |
|----------|--------|---------|----------------|--------|-----|-------|-----|-------|-----|---|
| VAUXHALL | CORSA | (D) | 1200 16V | | 80 | BOSCH | ME | 7.6.2 | M08 |  |
| VAUXHALL | CORSA | (D) | 1600 16V Turbo | | 152 | BOSCH | ME | 7.6.2 | M08 | |
| VAUXHALL | CORSA | (D) | 1600 16V Turbo | OPC | 180 | BOSCH | ME | 7.6.2 | M08 | |
| VAUXHALL | VX220 | | 2000 16V Turbo | | 200 | BOSCH | ME | 1.5.5 | M08 |  |
| VAUXHALL | VECTRA | (C) | 1900 CDTI | | 120 | BOSCH | EDC | 16C39 | M08 |  |
| VAUXHALL | VECTRA | (C) | 1900 CDTI 16V | | 150 | BOSCH | EDC | 16C39 | M08 | |
| VAUXHALL | ZAFIRA | (B) | 1900 CDTI | | 120 | BOSCH | EDC | 16C39 | M08 |  |
| VAUXHALL | ZAFIRA | (B) | 1900 CDTI 16V | | 150 | BOSCH | EDC | 16C39 | M08 | |
| VAUXHALL | ZAFIRA | (B) | 2000 16V Turbo | | 200 | BOSCH | ME | 7.6.2 | M08 | |
| VAUXHALL | ZAFIRA | (B) | 2000 16V Turbo | OPC | 240 | BOSCH | ME | 7.6.2 | M08 | |


| Brand | Model | Version | Engine | Detail | HP | Ecu | Mod | Ver | Rw | H-T Obd Tuner |
|-------|-------|---------|----------------|--------|-----|-------|-----|-----------|-----|---|
| VW | BORA | IV | 1800 20V Turbo | | 150 | BOSCH | ME | 7.5 | M02 |  |
| VW | BORA | IV | 1800 20V Turbo | | 180 | BOSCH | ME | 7.5 | M02 | |
| VW | BORA | IV | 1900 TDI | | 101 | BOSCH | EDC | 15P | M02 | |
| VW | BORA | IV | 1900 TDI | | 105 | BOSCH | EDC | 16U31-3.1 | M02 | |
| VW | BORA | IV | 1900 TDI | | 130 | BOSCH | EDC | 15P | M02 | |
| VW | BORA | IV | 1900 TDI | | 150 | BOSCH | EDC | 15P | M02 | |
| VW | BORA | IV | 2800 V6 | | 204 | BOSCH | ME | 7.1 | M02 | |
| VW | CADDY | III | 1400 16V | | 75 | BOSCH | ME | 7.5 | M02 |  |
| VW | CADDY | III | 1900 SDI | | 90 | BOSCH | EDC | 16U | M02 | |
| VW | CADDY | III | 1900 TDI | | 75 | BOSCH | EDC | 16U34-3.1 | M02 | |
| VW | CADDY | III | 1900 TDI | | 105 | BOSCH | EDC | 16U34-3.1 | M02 | |
| VW | CADDY | III | 2000 SDI | | 69 | BOSCH | EDC | 16U | M02 | |
| VW | CADDY | III | 2000 TDI | | 140 | BOSCH | EDC | 16U | M02 | |
| VW | EOS | | 2000 TFSI | | 200 | BOSCH | MED | 9.1 | M02 |  |
| VW | EOS | | 2000 TDI | | 140 | BOSCH | EDC | 16U34-3.1 | M02 | |
| VW | FOX | | 1400 TDI | | 75 | BOSCH | EDC | 15P | M02 |  |
| VW | FOX | | 1600 8V | | 102 | BOSCH | ME | 7.5 | M02 | |





| Brand | Model | Version | Engine | Detail | HP | Ecu | Mod | Ver | Rw | H-T Obd Tuner |
|-------|-------|---------|----------------|----------|-----|---------|-----|-----------|-----|---|
| VW | GOLF | IV | 1400 16V | | 75 | BOSCH | ME | 7.5 | M02 |  |
| VW | GOLF | IV | 1600 16V | | 105 | BOSCH | ME | 7.5 | M02 | |
| VW | GOLF | IV | 1800 20V | | 125 | BOSCH | ME | 7.5 | M02 | |
| VW | GOLF | IV | 1800 20V Turbo | | 150 | BOSCH | ME | 7.5 | M02 | |
| VW | GOLF | IV | 1800 20V Turbo | | 180 | BOSCH | ME | 7.5 | M02 | |
| VW | GOLF | IV | 1900 SDI | | 68 | BOSCH | EDC | 15V | M02 | |
| VW | GOLF | IV | 1900 TDI | | 90 | BOSCH | EDC | 15V | M02 | |
| VW | GOLF | IV | 1900 TDI | | 101 | BOSCH | EDC | 15P | M02 | |
| VW | GOLF | IV | 1900 TDI | | 110 | BOSCH | EDC | 15V | M02 | |
| VW | GOLF | IV | 1900 TDI | | 115 | BOSCH | EDC | 15P | M02 | |
| VW | GOLF | IV | 1900 TDI | | 130 | BOSCH | EDC | 15P | M02 | |
| VW | GOLF | IV | 1900 TDI | GTI | 150 | BOSCH | EDC | 15P | M02 | |
| VW | GOLF | IV | 2000 8V | | 115 | BOSCH | ME | 7.5 | M02 | |
| VW | GOLF | IV | 2300 V5 | | 170 | BOSCH | ME | 7.1 | M02 | |
| VW | GOLF | IV | 2800 V6 | | 204 | BOSCH | ME | 7.1 | M02 | |
| VW | GOLF | IV | 3200 V6 | R32 | 240 | BOSCH | ME | 7.1 | M02 | |
| | | | | | | | | | | |
| VW | GOLF | V | 1400 16V | | 75 | BOSCH | ME | 7.5 | M02 |  |
| VW | GOLF | V | 1900 TDI | | 90 | BOSCH | EDC | 16U34-3.1 | M02 | |
| VW | GOLF | V | 1900 TDI | | 105 | BOSCH | EDC | 16U34-3.1 | M02 | |
| VW | GOLF | V | 2000 TFSI | GTI | 200 | BOSCH | MED | 9.1 | M02 | |
| VW | GOLF | V | 2000 TFSI | GTI E30 | 230 | BOSCH | MED | 9.1 | M02 | |
| VW | GOLF | V | 2000 SDI | | 75 | BOSCH | EDC | 16U34-3.1 | M02 | |
| VW | GOLF | V | 2000 TDI | | 140 | BOSCH | EDC | 16U34-3.1 | M02 | |
| VW | GOLF | V | 2000 TDI | GT Sport | 170 | SIEMENS | PPD | 1.X | M02 | |
| VW | GOLF | V | 3200 V6 | | 250 | BOSCH | ME | 7.1 | M02 | |
| | | | | | | | | | | |
| VW | JETTA | V | 1800 20V Turbo | | 150 | BOSCH | ME | 7.5 | M02 |  |
| VW | JETTA | V | 1900 TDI | | 105 | BOSCH | EDC | 16U | M02 | |
| VW | JETTA | V | 2000 TFSI | | 200 | BOSCH | MED | 9.1 | M02 | |
| VW | JETTA | V | 2000 TDI | | 140 | BOSCH | EDC | 16U | M02 | |
| VW | JETTA | V | 2000 TDI | | 170 | SIEMENS | PPD | 1.X | M02 | |
| VW | JETTA | V | 2500 20V | | 150 | BOSCH | ME | 7.1 | M02 | |
| VW | JETTA | V | 2500 20V | | 170 | BOSCH | ME | 7.1 | M02 | |
| | | | | | | | | | | |





| Brand | Model | Version | Engine | Detail | HP | Ecu | Mod | Ver | Rw | H-T Obd Tuner |
|-------|------------|---------|----------------|--------|-----|-------|-----|-----------|-----|---|
| VW | LUPO | | 1000 8V | | 50 | BOSCH | ME | 7.5 | M02 |  |
| VW | LUPO | | 1200 TDI | 3L | 61 | BOSCH | EDC | 15P | M02 | |
| VW | LUPO | | 1400 16V | | 60 | BOSCH | ME | 7.5 | M02 | |
| VW | LUPO | | 1400 TDI | | 75 | BOSCH | EDC | 15P | M02 | |
| VW | NEW BEETLE | | 1400 16V | | 75 | BOSCH | ME | 7.5 | M02 |  |
| VW | NEW BEETLE | | 1800 20V Turbo | | 150 | BOSCH | ME | 7.5 | M02 | |
| VW | NEW BEETLE | | 1800 20V Turbo | | 180 | BOSCH | ME | 7.5 | M02 | |
| VW | NEW BEETLE | | 1900 TDI | | 90 | BOSCH | EDC | 15V | M02 | |
| VW | NEW BEETLE | | 1900 TDI | | 101 | BOSCH | EDC | 15P | M02 | |
| VW | NEW BEETLE | | 2300 V5 | | 170 | BOSCH | ME | 7.1 | M02 | |
| VW | NEW BEETLE | | 3200 V6 | RSI | 224 | BOSCH | ME | 7.1 | M02 | |
| VW | NEW BEETLE | II | 1800 20V Turbo | | 150 | BOSCH | ME | 7.5 | M02 |  |
| VW | NEW BEETLE | II | 1900 TDI | | 105 | BOSCH | EDC | 16U34-3.1 | M02 | |
| VW | NEW BEETLE | II | 2000 8V | | 110 | BOSCH | ME | 7.5 | M02 | |
| VW | PASSAT | V | 1800 20V | | 125 | BOSCH | ME | 7.5 | M02 |  |
| VW | PASSAT | V | 1800 20V Turbo | | 150 | BOSCH | ME | 7.5 | M02 | |
| VW | PASSAT | V | 1900 TDI | | 115 | BOSCH | EDC | 15P | M02 | |
| VW | PASSAT | V | 1900 TDI | | 101 | BOSCH | EDC | 15P | M02 | |
| VW | PASSAT | V | 1900 TDI | | 115 | BOSCH | EDC | 15P | M02 | |
| VW | PASSAT | V | 1900 TDI | | 130 | BOSCH | EDC | 15P | M02 | |
| VW | PASSAT | V | 2000 TDI | | 136 | BOSCH | EDC | 16U34-3.1 | M02 | |
| VW | PASSAT | V | 2000 20V | | 130 | BOSCH | ME | 7.5 | M02 | |
| VW | PASSAT | V | 2500 TDI | | 150 | BOSCH | EDC | 15P | M02 | |
| VW | PASSAT | V | 2500 TDI | | 163 | BOSCH | EDC | 15P | M02 | |
| VW | PASSAT | V | 2500 TDI | | 180 | BOSCH | EDC | 15P | M02 | |
| VW | PASSAT | V | 2800 V6 | | 193 | BOSCH | ME | 7.1 | M02 | |
| VW | PASSAT | V | 4000 W8 | | 275 | BOSCH | ME | 7.1 | M02 | |

| Brand | Model | Version | Engine | Detail | HP | Ecu | Mod | Ver | Rw | H-T Obd Tuner |
|-------|---------|---------|----------------|--------|-----|---------|-----|-----------|-----|---|
| VW | PASSAT | VI | 1900 TDI | | 105 | BOSCH | EDC | 16U34-3.1 | M02 |  |
| VW | PASSAT | VI | 2000 TFSI | | 200 | BOSCH | MED | 9.1 | M02 | |
| VW | PASSAT | VI | 2000 TDI | | 170 | SIEMENS | PPD | 1.X | M02 | |
| VW | PHAETON | | 3000 TDI | | 233 | BOSCH | EDC | 16CP34 | M02 |  |
| VW | PHAETON | | 3200 V6 | | 241 | BOSCH | ME | 7.1 | M02 | |
| VW | PHAETON | | 6000 W12 | | 450 | BOSCH | ME | 7.1 | M02 | |
| VW | POLO | III | 1000 8V | | 50 | BOSCH | ME | 7.5 | M02 |  |
| VW | POLO | III | 1400 8V | | 60 | BOSCH | ME | 7.5 | M02 | |
| VW | POLO | III | 1400 16V | | 75 | BOSCH | ME | 7.5 | M02 | |
| VW | POLO | III | 1400 TDI | | 75 | BOSCH | EDC | 15P | M02 | |
| VW | POLO | III | 1900 TDI | | 90 | BOSCH | EDC | 15V | M02 | |
| VW | POLO | III | 1900 TDI | | 110 | BOSCH | EDC | 15V | M02 | |
| VW | POLO | IV | 1400 16V | | 75 | BOSCH | ME | 7.5 | M02 |  |
| VW | POLO | IV | 1400 TDI | | 75 | BOSCH | EDC | 15P | M02 | |
| VW | POLO | IV | 1600 16V | | 105 | BOSCH | ME | 7.5 | M02 | |
| VW | POLO | IV | 1900 TDI | | 101 | BOSCH | EDC | 15P | M02 | |
| VW | POLO | IV | 1800 20V Turbo | | 150 | BOSCH | ME | 7.5 | M02 | |
| VW | POLO | IV | 1800 20V Turbo | | 180 | BOSCH | ME | 7.5 | M02 | |
| VW | POLO | IV | 1900 TDI | | 130 | BOSCH | EDC | 15P | M02 | |

| Brand | Model | Version | Engine | Detail | HP | Ecu | Mod | Ver | Rw | H-T Obd Tuner |
|-------|---------|---------|----------------|--------|-----|-------|-----|-----------|-----|---|
| VW | SHARAN | II | 1800 20V Turbo | | 150 | BOSCH | ME | 7.5 | M02 |  |
| VW | SHARAN | II | 1900 TDI | | 90 | BOSCH | EDC | 15V | M02 | |
| VW | SHARAN | II | 1900 TDI | | 115 | BOSCH | EDC | 15P | M02 | |
| VW | SHARAN | II | 1900 TDI | | 130 | BOSCH | EDC | 15P | M02 | |
| VW | SHARAN | II | 1900 TDI | | 150 | BOSCH | EDC | 15P | M02 | |
| VW | SHARAN | II | 2000 8V | | 115 | BOSCH | ME | 7.5 | M02 | |
| VW | SHARAN | II | 2000 TDI | | 140 | BOSCH | EDC | 16U31-3.1 | M02 | |
| VW | SHARAN | II | 2800 V6 | | 204 | BOSCH | ME | 7.1 | M02 | |
| VW | T4 | | 2500 TDI | | 88 | BOSCH | EDC | 15P | M02 |  |
| VW | T4 | | 2500 TDI | | 102 | BOSCH | EDC | 15P | M02 | |
| VW | T4 | | 2500 TDI | | 151 | BOSCH | EDC | 15P | M02 | |
| VW | T4 | | 2800 V6 | | 204 | BOSCH | ME | 7.1 | M02 | |
| VW | T5 | | 1900 TDI | | 84 | BOSCH | EDC | 16U31-3.1 | M02 |  |
| VW | T5 | | 1900 TDI | | 86 | BOSCH | EDC | 16U | M02 | |
| VW | T5 | | 1900 TDI | | 102 | BOSCH | EDC | 16U31-3.1 | M02 | |
| VW | T5 | | 1900 TDI | | 105 | BOSCH | EDC | 16U | M02 | |
| VW | T5 | | 2000 MPI | | 115 | BOSCH | ME | 7.5 | M02 | |
| VW | T5 | | 2500 TDI | | 131 | BOSCH | EDC | 16U31-3.1 | M02 | |
| VW | T5 | | 2500 TDI | | 174 | BOSCH | EDC | 16U31-3.1 | M02 | |
| VW | T5 | | 3200 V6 | | 235 | BOSCH | ME | 7.1 | M02 | |
| VW | TOUAREG | | 2500 TDI | | 163 | BOSCH | EDC | 16CP34 | M02 |  |
| VW | TOUAREG | | 2500 TDI | | 174 | BOSCH | EDC | 16U31-3.1 | M02 | |
| VW | TOUAREG | | 3000 TDI | | 224 | BOSCH | EDC | 16CP34 | M02 | |
| VW | TOUAREG | | 3200 V6 | | 240 | BOSCH | ME | 7.1 | M02 | |
| VW | TOUAREG | | 4200 V8 | | 310 | BOSCH | ME | 7.1 | M02 | |
| VW | TOUAREG | | 4200 V8 | | 340 | BOSCH | ME | 7.1 | M02 | |
| VW | TOUAREG | | 6000 W12 | | 450 | BOSCH | ME | 7.1 | M02 | |

| Brand | Model | Version | Engine | Detail | HP | Ecu | Mod | Ver | Rw | H-T Obd Tuner |
|-------|--------|---------|----------|--------|-----|---------|-----|-----------|-----|---|
| VW | TOURAN | | 1900 TDI | | 105 | BOSCH | EDC | 16U34-3.1 | M02 |  |
| VW | TOURAN | | 2000 TDI | | 140 | BOSCH | EDC | 16U34-3.1 | M02 | |
| VW | TOURAN | | 2000 TDI | | 170 | SIEMENS | PPD | 1.X | M02 | |
| | | | | | | | | | | |

| Brand | Model | Version | Engine | Detail | HP | Ecu | Mod | Ver | Rw | H-T Obd Tuner |
|---------|-------|---------|----------------|--------|-----|---------|-----|-----------|-----|---|
| VW U.S. | EOS | | 2000 TFSI | | 200 | BOSCH | MED | 9.1 | M02 |  |
| VW U.S. | EOS | | 2000 TDI | | 140 | BOSCH | EDC | 16U34-3.1 | M02 | |
| VW U.S. | GLI | V | 1900 TDI | | 105 | BOSCH | EDC | 16U34-3.1 | M02 |  |
| VW U.S. | GLI | V | 2000 TFSI | | 200 | BOSCH | MED | 9.1 | M02 | |
| VW U.S. | GLI | V | 2000 TDI | | 140 | BOSCH | EDC | 16U34-3.1 | M02 | |
| VW U.S. | GLI | V | 2000 TDI | | 170 | SIEMENS | PPD | 1.X | M02 | |
| VW U.S. | JETTA | IV | 1800 20V Turbo | | 150 | BOSCH | ME | 7.5 | M02 |  |
| VW U.S. | JETTA | IV | 1800 20V Turbo | | 180 | BOSCH | ME | 7.5 | M02 | |
| VW U.S. | JETTA | IV | 1900 TDI | | 101 | BOSCH | EDC | 15P | M02 | |
| VW U.S. | JETTA | IV | 1900 TDI | | 105 | BOSCH | EDC | 16U34-3.1 | M02 | |
| VW U.S. | JETTA | IV | 1900 TDI | | 130 | BOSCH | EDC | 15P | M02 | |
| VW U.S. | JETTA | IV | 1900 TDI | | 150 | BOSCH | EDC | 15P | M02 | |
| VW U.S. | JETTA | IV | 2800 V6 | | 204 | BOSCH | ME | 7.1 | M02 | |
| VW U.S. | JETTA | V | 1800 20V Turbo | | 150 | BOSCH | ME | 7.5 | M02 |  |
| VW U.S. | JETTA | V | 1900 TDI | | 105 | BOSCH | EDC | 16U34-3.1 | M02 | |
| VW U.S. | JETTA | V | 2000 TFSI | | 200 | BOSCH | MED | 9.1 | M02 | |
| VW U.S. | JETTA | V | 2000 TDI | | 140 | BOSCH | EDC | 16U34-3.1 | M02 | |
| VW U.S. | JETTA | V | 2000 TDI | | 170 | SIEMENS | PPD | 1.X | M02 | |
| VW U.S. | JETTA | V | 2500 20V | | 150 | BOSCH | ME | 7.1 | M02 | |
| VW U.S. | JETTA | V | 2500 20V | | 170 | BOSCH | ME | 7.1 | M02 | |

| Brand | Model | Version | Engine | Detail | HP | Ecu | Mod | Ver | Rw | H-T Obd Tuner |
|---------|---------|---------|----------------|--------|-----|-------|-----|-----------|-----|---|
| VW U.S. | PASSAT | V | 1800 20V Turbo | | 150 | BOSCH | ME | 7.5 | M02 |  |
| VW U.S. | PASSAT | V | 2000 TFSI | | 200 | BOSCH | MED | 9.1 | M02 | |
| VW U.S. | PASSAT | V | 2000 TDI | | 136 | BOSCH | EDC | 16U34-3.1 | M02 | |
| VW U.S. | PASSAT | V | 2300 V5 | | 170 | BOSCH | ME | 7.1 | M02 | |
| VW U.S. | PASSAT | V | 2800 V6 | | 193 | BOSCH | ME | 7.1 | M02 | |
| VW U.S. | PASSAT | V | 4000 W8 | | 275 | BOSCH | ME | 7.1 | M02 | |
| VW U.S. | PHAETON | | 3000 TDI | | 233 | BOSCH | EDC | 16CP34 | M02 |  |
| VW | PHAETON | | 3200 V6 | | 241 | BOSCH | ME | 7.1 | M02 | |
| VW | PHAETON | | 6000 W12 | | 450 | BOSCH | ME | 7.1 | M02 | |
| VW U.S. | R32 | | 3200 V6 | | 250 | BOSCH | ME | 7.1 | M02 |  |
| VW U.S. | T4 | | 2500 TDI | | 88 | BOSCH | EDC | 15P | M02 |  |
| VW U.S. | T4 | | 2500 TDI | | 102 | BOSCH | EDC | 15P | M02 | |
| VW U.S. | T4 | | 2500 TDI | | 151 | BOSCH | EDC | 15P | M02 | |
| VW U.S. | T4 | | 2800 V6 | | 204 | BOSCH | ME | 7.1 | M02 | |

Vw U.S.